



Commercial  
Vehicles

# The Transporter 6.1 Brochure

## Volkswagen Commercial Vehicles' Van Centres. **Working with you.**

### **It's more than a van to you.**

#### **You're more than a customer to us.**

We know that when you choose Volkswagen Commercial Vehicles, you're looking for more than just four walls on four wheels. You want a van that looks after itself while you take care of business. A vehicle that makes a statement, as well as a delivery. An investment for the future that makes a difference today.

### **To us, you're a partner.**

By being there to get to know how you work and what you need, we can offer you more – supporting your plans year after year. It means a partnership that lasts as long as your ownership, with a vehicle and a team that's with you for the journey.

### **Our dedicated network of Van Centres.**

Over **20 Dealerships** and **40 Authorised Repairers** means you're only around 45 minutes on average from our door.



## **Everything for the job... ...and the journey.**

### **The right van.**

We're commercial vehicle experts and finding the right van for your business is what makes us tick. We'll guide you through the range, take you on a test drive and cover all the options.

### **The right accessories.**

From mudflaps to sat navs, plying to roof racks, we'll work with you to create the perfect van – keeping everything 100% Volkswagen to aid high residuals.

### **The right finance.**

Every business is different, so we stay flexible, with a range of finance packages to choose from. Depending on your preference, we'll go through the options to find the one that suits you best.

### **The right support.**


Nothing matters more than keeping you mobile, so our servicing options are built around you. You'll also enjoy three-years' free Roadside Assistance with your new van.

### **The right service.**

We understand it's the little things that make the difference, so we set high standards. We'll call you when we say, keep you informed on delivery dates and support you long after purchase.

### **And there's more...**

We offer a lot more than you might think. From cost-effective van rental or an air conditioning recharge, to a wide selection of premium and budget replacement tyres, if we're not able to help, we'll try and point you in the right direction!



The icon, updated  
The Transporter

# 6.1

### **The original.**

The award-winning Volkswagen Transporter has led the way for over 70 years, continually setting the benchmark in its class and selling over nearly twelve million units worldwide.

### **Impressive range of variants.**

The Transporter 6.1 is available as a panel van, with Startline, Trendline and Highline trim levels, and short and long wheelbase options, offering solutions for a vast range of tasks. On long wheelbase models, a high roof option is also available.

### **Proven quality.**

As you'd expect, the Transporter 6.1 is durable, versatile and built to last, with a highly stable body, quality materials and time-honoured workmanship.

### **New on-board electronics.**

Optional Function control unit for customer-specific equipment configurations and electromechanical power steering. The electromechanical power steering offers active and adaptive support in almost all driving situations and provides the basis for a wealth of innovative driver assistance systems.

### **State-of-the-art driver assistance systems.**

Front Assist with City Emergency Braking System, Driver Alert, Brake Assist and Crosswind Assist are fitted as standard. Optionally available are Park Assist including Side Protection, Active Lane Assist including Rear Traffic Alert and Trailer Assist. A rear-view camera is also available as an option for the first time in configuration with rear wing doors.





**Optimum space utilisation.**  
The Transporter 6.1 panel van load space is up to 2,975mm long, with up to 1,940mm high loading area\*, plenty of cab space and the ability to separately lock the cargo compartment and cab.

**Optimum off-road capability.**  
The Transporter 6.1 is available to order with 4MOTION all-wheel drive, dual clutch gearbox DSG, Hill Descent Assist, Hill Hold Assist and mechanical differential lock4

**Provide impressive off-road capability.**  
Customised for almost all requirements. Our recognised converters and industry-specific conversion manufacturers can customise your Transporter 6.1 panel van to your specific needs.

\*Dimensions based on Long Wheel Base Model



### Optimised, ergonomic driver's workplace.

A fully adjustable steering wheel, driver's seat with 4-way lumbar support, durable and robust new upholstery, newly designed dashboard and excellent all-round visibility transform the driving experience.

### Upgraded standard equipment.

In addition to many other new standard features, all vehicles now have a radio system with integrated hands-free Bluetooth®, App-Connect and USB (type-C) interface along with LED interior lighting.

### Excellent connectivity.

The latest radio and navigation systems\* with up to 9.2 inch touch-screens, full online connectivity, thanks to an integrated eSIM card, driver assistance systems and wireless smartphone charging\*.

### Robust, contemporary interior.

New cockpit: dash panel, door, side and seat trim panels are finished in stylish Dark Anthracite that doesn't show dirt.

Instrument cluster **01**

Multi-function display Plus **02**

Discover Media navigation system **03**

Two-part stowage compartment **04**

12V socket **05**

Lockable glovebox **06**

Folding rule compartment **07**

Open stowage area **08**

Drink's holder **09**

\*Optional at extra cost.

Image shown is for illustrative purposes only. Vehicles shown are not Irish specification.

### Park Assist **NEW**

Park Assist aids positioning into parking spaces. When reverse is engaged, the vehicle assumes control of the steering. All that's required of the driver is to operate the pedals, whilst keeping a good lookout.

### Side protection. **NEW**

As part of Park Assist, Side protection monitors the vehicle's sides and alerts you with visual and audible warnings if you're getting too close to other vehicles, pillars, walls or pedestrians.

### Crosswind Assist. **NEW**

As part of the standard Electronic Stabilisation Programme (ESP), Crosswind Assist applies adaptive braking intervention when the vehicle Driving the Transporter 6.1 offers high levels of safety encounters a strong crosswind.

Intelligent driver assistants give you peace of mind.

Driving the Transporter 6.1 offers high levels of safety and peace of mind, thanks to a host of standard and optional driver assistance systems. Whether you require assistance when parking, driving, changing lanes or towing a trailer, the latest assistants monitor the situation,



### Adaptive Cruise Control (ACC)

Optional on all trims. Adaptive Cruise Control uses a front radar to measure the distance (up to 120 metres) and speed relative to vehicles driving ahead. It automatically regulates the pre-set distance. ACC also includes the Front Assist with City Emergency Braking System. This detects critical distances, warns of hazardous situations and when necessary, a speed of up to 18mph triggers emergency braking.

### Traffic Sign Recognition. **NEW**

Detects road signs and informs the driver. Optionally available in combination with the Discover Media navigation system.

### Active Lane Assist. **NEW**

Active Lane Assist countersteers the vehicle if the driver unintentionally drifts from a lane. The system also emits audible and visual warnings via the multi-function display to alert the driver of danger.

### Rear Traffic Alert. **NEW**

As part of Active Lane Assist, Rear Traffic Alert helps by emitting an audible warning when reversing out of a parking space if another vehicle is approaching. If the driver fails to respond, the system intervenes and applies braking to help avoid a collision.

### Tyre pressure monitoring system.

Displays the current pressure for every tyre and warns of deviations from the set pressure.

## Your van.

You probably already have an idea about what you need from your ideal van and what you'll need to carry. Likewise, you're sure to have an idea about what's the heaviest, tallest, widest or longest load you'll need to get into your vehicle. If you're a Fleet Manager, then you'll probably need a variety of options and maybe more than one vehicle. Bearing these factors in mind, the information featured on these pages is designed to help as a quick guide to which vehicle may be the closest match to your own specific requirements.

## Three trimlines.

There are three trimlines available, from the robust Startline to the luxurious Highline, each delivering its own distinct feel and offering solutions for a vast range of tasks.

## Your choice.

And remember, that's not all. Every Transporter is available with a wide range of options and accessories – all designed to further help tailor your vehicle to your own particular needs.

## So which model do you need?

### How to select your van:

1. Think about the maximum length and height of your load. This will help you choose a wheelbase and roof height.
2. In the Technical information section you'll see payload ranges. Think about the heaviest load you need to carry. This will help you choose what's suitable (for instance a T30).
3. From the three trimlines available, decide which one is right for you.
4. Take a look at the Price list information section to discover which engines and options are available for your chosen van.

## So which model do you need?

# Choose your van.

### Short wheelbase normal roof.



Load length<sup>1</sup>: 2,572mm  
Load width: 1,700mm  
Load height: 1,410mm

**5.8m<sup>3</sup>**  
load area volume.

### Long wheelbase normal roof.



Load length<sup>1</sup>: 2,975mm  
Load width: 1,700mm  
Load height: 1,410mm

**6.7m<sup>3</sup>**  
load area volume.

### Long wheelbase high roof.



Load length<sup>1</sup>: 2,975mm  
Load width: 1,700mm  
Load height: 1,940mm

**9.3m<sup>3</sup>**  
load area volume.

<sup>1</sup> Please note: load length is based on vehicles without a bulkhead. The bulkhead can be removed at no extra cost.



So which model do you need?

## Choose your Access.



### Tailgate without window.

Allows convenient loading and unloading with a large opening height of maximum 2,200mm.



### Rear wing doors.

Standard on panel van models and any model ordered with a high roof.



### High partition, closed.

Fully separates the load compartment from the cab.



### Tailgate with window.

Improves visibility to the rear thanks to a particularly large window.



### Partition, high with window.

The window is made of safety glass. Optional on panel van.

### Electric tailgate.

Can be operated with the vehicle key for convenient and safe handling. Sensors detect whether the tailgate has sufficient space to open and the roll-back function stops the tailgate from closing if it encounters an obstacle.

*Not available on Startline panel van models.*

# Transporter 6.1 panel van Startline

## Standard Equipment

### Exterior

- Heat-insulating glass (green)
- Hinges for tailgates/trunk lid (standard design)
- Left exterior mirror, convex
- Manual side sliding door passenger side
- Radiator grille, embossed with chrome strip
- Rear wing doors without window
- Right exterior mirror, convex
- Standard bumpers
- 16" wheel trims
- Standard roof
- Windshield in heat-insulating glass
- Wing mirrors: electrically heated and adjustable
- Without roof rails/roof load rack

### Interior

- 2-seater bench in cab, left
- Armrest for right front seat
- Glove compartment door with light
- Manual height adjustment for right front seat
- Manual lumbar support for right front seat
- Partition without window
- Plastic loading edge protection
- Roof trim in cab as comfort molded headliner
- Rubber floor covering in cab
- Seat in cab, right
- Seat Trims "Double Grid" Fabric
- LED light concept in passenger/load compartment

## Safety & Security

- Cross wind Assist
- Driver and front passenger airbag with deactivation
- Electronic engine immobilizer
- Electronic stability control (ESC) with brake assist
- Emergency call control unit with eCall
- Folding grab handles at roof frame
- Halogen twin headlamps
- Hill start assist
- Lashing rings for load restraint system
- Narrow head restraints, height-adjust.
- Rear combination lamp
- Seat belt reminder, electric contact in buckle
- Separate daytime running lights
- Speed-related variable steering assist (Servotronic)
- Sun visors without mirror, with ticket pocket on driver side and airbag label on sun visor

## Body & Chassis

- 16" steel wheels. 6.5J x 16
- 16-inch chassis
- Standard suspension/shock absorption
- Steel spare wheel
- Tool kit and jack
- Tyres 205/65 R16 C 107/105T, low rolling resistance


## Technology & Driver Assistance

- App-Connect
- Battery 420 A (70 Ah)
- Central locking w/ radio remote control, interior controls, without SAFELOCK
- Climatic air conditioning
- Driver alert system
- USB type C socket
- Headlight range control
- Key for locking system with remote control
- Mobile phone interface
- Multi-function display/on-board computer
- Non-smoker's package
- Trunk lid/tailgate operation from inside
- Windshield wiper intermittent control with potentiometer (four speeds)
- Radio "Composition Colour" with 6.5" (16.51 cm) colour touch screen
- Start-stop system with regenerative braking



# Transporter 6.1 panel van Trendline

Standard Equipment



## Audio & Communication

Multi-function display "Plus"

## Cab Area

Cruise control

Comfort pack

Leather wrapped multi-function steering wheel

Seat Trims "Bricks" Fabric

Interior LED lighting in load & passenger area

## Exterior

Body-coloured bumpers, mirrors and door handles

Rear park distance control

Heated and folding wing mirrors

Chrome trim on grille



# Transporter 6.1 panel van

## Highline

### Standard Equipment

#### Cab Area

---

Automatically dimming rear view mirror with rain sensor

---

Automatic headlamp range control

---

Coming home and leaving home function

---

Heated windsreen

---

Automatic headlights

---

Winshield wipers with rain sensors

---

Leather multi-function steering wheel

---

#### Safety & Security

---

Lockable wheel bolts

---

#### Exterior

---

LED Headlamps

---

Park Distance control, Front & Rear


---

16" 'Clayton' alloy wheels

---

17" 'Devonport' alloy wheels (3,200kg and/or 204HP engine)

---



# Choose your colour.



Candy White



Ascot Grey\* **NEW**



Cherry Red



Bright Orange <sup>2</sup>



Pure Grey

# Choose your colour.



## Metallic paint



Reflex Silver\*



Indium Grey\*



Starlight Blue\*



Raveena Blue\* **NEW**



Mojave Beige\*



Copper Bronze\* **NEW**



Fortana Red\* **NEW**



Bay Leaf Green\* **NEW**

# Choose your wheels.

## 16"

1.



2.



## 17"

3.



4.



5.



6.



1. 16" Wheel trims 6J x 16

2. 16" Clayton Alloy 6J x 16

3. 17" Aracaju Alloy 7J x 17 (Silver)

4. 17" Aracaju Alloy 7J x 17 (Black)

5. 17" Devonport Alloy 7J x 17

6. 17" Woodstock Alloy 7J x 17

7. 18" Springfield Alloy 8J x 18 (Silver)

8. 18" Palmerston Alloy 8J x 18

## 18"

7.



8.






## Upholstery.

**01** "Double Grid" cloth in Titanium Black

**03** "Robusta" robust cloth in Palladium

**02** "Bricks" cloth in Titanium Black

**04** "Mesh" leatherette in Palladium





# Audio & Communication.



## 01 Radio 'Composition Colour'

Fitted as standard on the Coast / Beach, the Composition Colourradio system features a 6.5 inch TFT touch-screen colour display, two USB (type-C) ports, Bluetooth®, SD card slot and four speakers delivering 20 watt output. It also features App-Connect, an integrated eSIM and mobile online services as part of We Connect and We Connect Plus.



## 02 Navigation System 'Discover Media'

Fitted as standard on the Ocean, the Discover Media satellite navigation system features an 8 inch colour touch-screen with proximity sensor. The system also includes a 32GB media storage, natural voice control, free map updates via the optional internet and mobile online services with Volkswagen We Connect Plus, wireless App-Connect and integrated eSIM.




## 03 Navigation System 'Discover Media Pro'

The optional Discover Media satellite navigation system features an 9.2 inch colour touch-screen with proximity sensor. The system also includes a 32GB media storage, natural voice control, free map updates via the internet and mobile online services with Volkswagen We Connect Plus, wireless App-Connect and integrated eSIM.

# We Connect<sup>1</sup> and We Connect Plus<sup>1,2</sup>

With Volkswagen We Connect<sup>1</sup> driving a van will now be even more digital, closely integrated and comfortable. A wide range of services gives you quick access to the Transporter 6.1 – conveniently via your smartphone. The heart of the system is the We Connect<sup>1</sup> App. It connects your smartphone to the vehicle with an integrated eSIM card. The standard We Connect<sup>1</sup> package includes various vehicle reports, useful tools for service planning and a breakdown call. Also included: the parking position finder, which guides you directly to the vehicle. You can add many other services with the We Connect Plus<sup>1,2</sup> package. For example, using your smartphone, the online anti-theft warning system immediately sends a message to the mobile phone in the event of burglary attempts, and thanks to online map updates, the map material is always up to date. To take advantage of these exclusive services, you can register today with the We Connect<sup>1</sup> Portal. Once your vehicle has been activated, you can access the full range of Mobile Online Services.



## We Connect<sup>1</sup>

Breakdown call

Information call

Parking Position

Automatic Accident Notification

Vehicle status

Doors & Lights

Vehicle Health Report

Driving Data

Service Scheduling



## We Connect Plus<sup>1,2</sup>

Online Traffic Information<sup>7</sup>

Online POI search

Online Map Update

Online Voice Control

Media Streaming<sup>6</sup>

Area Alert

Online anti-theft warning system<sup>3</sup>

Lock & Unlock<sup>4</sup>

Speed Alert

Horn & Turn Signals

Online Route Calculation

Filling Stations

Parking Spaces

<sup>1</sup> To use We Connect services, you need a Volkswagen ID user account and must log in to We Connect with your user name and password. A separate We Connect contract or We Connect Plus contract will also need to be made online with Volkswagen AG. For We Connect Plus you have 90 days after the handover of the vehicle to register the vehicle on [www.portal.volkswagen-we.com](http://www.portal.volkswagen-we.com) and can use services free during this time. <sup>2</sup> Free of charge for the first year when you order Composition Colour or Discover Media navigation system. There is an extra charge in the event of renewal once the free period has expired. <sup>3</sup> Only in combination with the anti theft alarm system. Standard on Highline models, optional on Startline models. <sup>4</sup> The Lock & Unlock service is a security feature and requires a prior identity check by means of the Volkswagen ID procedure. This involves your identity being checked by a Volkswagen dealer or via video chat. <sup>5</sup> Available from April 2020. <sup>6</sup> Only available in conjunction with the Discover Media navigation system and Streaming & Internet package. Optional at extra cost. The scope of services of We Connect and We Connect Plus may vary and can be used at a later date. <sup>7</sup> Only in conjunction with the Discover Media navigation systems. Optional at extra cost.

# Engine & gearbox data.


Engine specifications	2.0TDI 90PS	2.0TDI 110PS	2.0TDI 150PS
Engine type	Diesel, transverse, water-cooled, in-line, variable turbine geometry turbocharger with intercooler	Diesel, transverse, water-cooled, in-line, variable turbine geometry turbocharger with intercooler	Diesel, transverse, water-cooled, in-line, variable turbine geometry turbocharger with intercooler
Mixture preparation/injection method	Common-rail, direct injection	Common-rail, direct injection	Common-rail, direct injection
EU exhaust emission standard	EU6D Temp	EU6D Temp	EU6D Temp
Number of cylinders	4	4	4
Cubic capacity	1,968cc	1,968cc	1,968cc
Output, PS at rpm	90 at 2,750-4,250	110 at 3,200-4,250	150 at 3,250-3,750
Torque, max. Nm at rpm	220 at 1,250 - 2,500	250 at 1,250-3,100	340 at 1,500-3,000
Fuel tank capacity	70 litre	70 litre	70 litre
AdBlue® capacity	13 litre	13 litre	13 litre
Diesel Particulate Filter [DPF]	●	●	●
5-speed manual gearbox	●	●	-
6-speed manual gearbox	-	-	●
7-speed dual clutch gearbox [DSG]	-	-	○
Front-wheel drive	●	●	●
4MOTION all-wheel drive	-	-	○
Alternator – Startline models	140 A	140 A	140 A
Alternator – Highline panel van models	-	180 A	180 A
Alternator – Highline kombi crew van models	-	250 A	250 A
Battery	70 Ah (420 A)	70 Ah (420 A)	70 Ah (420 A)

# Panel van consumption, performance and emissions

Model	Engine (Kw)	Engine (cc)	No. Doors	No. Seats	Co2 (g)	Gross Vehicle Weight (Kg)	Payload (Kg)	Unladen Weight (Kg)	Trailer mass braked/unbraked (Kg)	Axel weight front (Kg)	Axel weight rear (Kg)
T6 26 PVS TDI 90HP M5F	66	1968	5	3	164	2600	775	1750	2200/750	1500	1400
T6 28 PVS TDI 110HP M5F	81	1968	5	3	167	2800	975	1750	2200/750	1500	1400
T6 30 PVS TDI 150HP M6F	110	1968	5	3	174	3000	1145	1780	2500/750	1600	1550
T6 30 PVS TDI 150HP M6A	110	1968	5	3	190	3000	1023	1902	2500/750	1600	1550
T6 30 PVS TDI 150HP D7F	110	1968	5	3	156	3000	1125	1800	2500/750	1600	1550
T6 30 PVS TDI 150HP D7A	110	1968	5	3	185	3000	991	1934	3000/750	1600	1550
T6 28 PVL TDI 110HP M5F	81	1968	5	3	170	2800	894	1831	2200/750	1550	1550
T6 30 PVL TDI 150HP M6F	110	1968	5	3	176	3000	1064	1861	2500/750	1600	1550
T6 30 PVL TDI 150HP M6A	110	1968	5	3	192	3000	942	1983	2500/750	1600	1550
T6 30 PVL TDI 150HP D7F	110	1968	5	3	159	3000	1044	1881	2500/750	1600	1550
T6 30 PVL TDI 150HP D7A	110	1968	5	3	186	3000	927	1998	2500/750	1600	1550
T6 30 PVL TDI 204HP D7F	150	1968	5	3	165	3200	1203	1922	2500/750	1600	1550
T6 30 PVL TDI 204HP D7A	150	1968	5	3	192	3200	1093	2032	2500/750	1600	1550

# Panel van dimensions.

■ Short wheelbase    ■ Long wheelbase



Dimensions	Normal roof Short/long wheelbase	High roof Long wheelbase
<b>Load compartment</b>		
Area in m <sup>2</sup>	4.3 / 5.0	5.0
<b>Sliding door</b>		
Width x height in mm <sup>1</sup>	1,017 x 1,282	1,017 x 1,282
<b>Tailgate</b>		
Width x height in mm <sup>1</sup>	1,473 x 1,299	—
<b>Wing door</b>		
Width x height in mm <sup>1</sup>	1,473 x 1,299	1,473 x 1,694
<b>Turning circle</b>		
in mm <sup>1</sup>	11,900 / 13,200	13,200
<b>Roof load limit</b>		
in kg (2 roof carriers)	100	—
in kg (3 roof carriers)	150	—

# Panel van price list.

## Short Wheel Base

### Startline

Model Code	Engine / Transmission	GVW(KG)	RRP (ex. VAT)	VRT	VAT	RRP* (incl VAT)	ROTR* (Incl Delivery)
SHA1D2	2.0 TDI 90hp 5-speed manual	2600	€ 22,105.69	€ 200.00	€ 5,084.31	€ 27,390.00	€ 28,265.00
SHA1E2	2.0 TDI 110hp 5-speed manual	2800	€ 24,288.62	€ 200.00	€ 5,586.38	€ 30,075.00	€ 30,950.00
SHA1F1	2.0 TDI 150hp 6-speed manual	3000	€ 27,430.89	€ 200.00	€ 6,309.11	€ 33,940.00	€ 34,815.00
SHA1F5	2.0 TDI 150hp 6-speed manual 4M	3000	€ 30,178.86	€ 200.00	€ 6,941.14	€ 37,320.00	€ 38,195.00
SHA1F7	2.0 TDI 150HP 7-Speed Automatic	3000	€ 29,280.49	€ 200.00	€ 6,734.51	€ 36,215.00	€ 37,090.00

### Trendline

Model Code	Engine / Transmission	GVW(KG)	RRP (ex. VAT)	VRT	VAT	RRP* (incl VAT)	ROTR* (Incl Delivery)
SHA1E2	2.0 TDI 110hp 5-speed manual	2800	€ 25,654.47	€ 200.00	€ 5,900.53	€ 31,755.00	€ 32,630.00
SHA1F1	2.0 TDI 150hp 6-speed manual	3000	€ 28,776.42	€ 200.00	€ 6,618.58	€ 35,595.00	€ 36,470.00
SHA1F5	2.0 TDI 150hp 6-speed manual 4M	3000	€ 31,479.67	€ 200.00	€ 7,240.33	€ 38,920.00	€ 39,795.00
SHA1F7	2.0 TDI 150HP 7-Speed Automatic	3000	€ 30,691.06	€ 200.00	€ 7,058.94	€ 37,950.00	€ 38,825.00

### Highline

Model Code	Engine / Transmission	GVW(KG)	RRP (ex. VAT)	VRT	VAT	RRP* (incl VAT)	ROTR* (Incl Delivery)
SHA1E2	2.0 TDI 110hp 5-speed manual	2800	€ 27,418.70	€ 200.00	€ 6,306.30	€ 33,925.00	€ 34,800.00
SHA1F1	2.0 TDI 150hp 6-speed manual	3000	€ 30,500.00	€ 200.00	€ 7,015.00	€ 37,715.00	€ 38,590.00
SHA1F5	2.0 TDI 150hp 6-speed manual 4M	3000	€ 33,239.84	€ 200.00	€ 7,645.16	€ 41,085.00	€ 41,960.00
SHA1F7	2.0 TDI 150HP 7-Speed Automatic	3000	€ 32,609.76	€ 200.00	€ 7,500.24	€ 40,310.00	€ 41,185.00
SHA1F9	2.0 TDI 150HP 7-Speed Automatic 4M	3000	€ 35,426.83	€ 200.00	€ 8,148.17	€ 43,775.00	€ 44,650.00

# Panel van price list.

## Long Wheel Base

### Startline

Model Code	Engine / Transmission	GVW(KG)	RRP (ex. VAT)	VRT	VAT	RRP* (incl VAT)	ROTR* (Incl Delivery)
SHH1E2	2.0 TDI 110hp 5-speed manual	2800	€ 25,089.43	€ 200.00	€ 5,770.57	€ 31,060.00	€ 31,935.00
SHH1F1	2.0 TDI 150hp 6-speed manual	3000	€ 28,231.71	€ 200.00	€ 6,493.29	€ 34,925.00	€ 35,800.00
SHH1F5	2.0 TDI 150hp 6-speed manual 4M	3000	€ 30,918.70	€ 200.00	€ 7,111.30	€ 38,230.00	€ 39,105.00
SHH1F7	2.0 TDI 150HP 7-Speed Automatic	3000	€ 30,142.28	€ 200.00	€ 6,932.72	€ 37,275.00	€ 38,150.00

### Trendline

Model Code	Engine / Transmission	GVW(KG)	RRP (ex. VAT)	VRT	VAT	RRP* (incl VAT)	ROTR* (Incl Delivery)
SHH1E2	2.0 TDI 110hp 5-speed manual	2800	€ 26,410.57	€ 200.00	€ 6,074.43	€ 32,685.00	€ 33,560.00
SHH1F1	2.0 TDI 150hp 6-speed manual	3000	€ 29,528.46	€ 200.00	€ 6,791.54	€ 36,520.00	€ 37,395.00
SHH1F5	2.0 TDI 150hp 6-speed manual 4M	3000	€ 32,239.84	€ 200.00	€ 7,415.16	€ 39,855.00	€ 40,730.00
SHH1F7	2.0 TDI 150HP 7-Speed Automatic	3000	€ 31,459.35	€ 200.00	€ 7,235.65	€ 38,895.00	€ 39,770.00

### Highline

Model Code	Engine / Transmission	GVW(KG)	RRP (ex. VAT)	VRT	VAT	RRP* (incl VAT)	ROTR* (Incl Delivery)
SHH1E2	2.0 TDI 110hp 5-speed manual	2800	€ 28,093.50	€ 200.00	€ 6,461.50	€ 34,755.00	€ 35,630.00
SHH1F1	2.0 TDI 150hp 6-speed manual	3000	€ 31,605.69	€ 200.00	€ 7,269.31	€ 39,075.00	€ 39,950.00
SHH1F5	2.0 TDI 150hp 6-speed manual 4M	3000	€ 34,349.59	€ 200.00	€ 7,900.41	€ 42,450.00	€ 43,325.00
SHH1F7	2.0 TDI 150HP 7-Speed Automatic	3000	€ 32,959.35	€ 200.00	€ 7,580.65	€ 40,740.00	€ 41,615.00
SHH1F9	2.0 TDI 150HP 7-Speed Automatic 4M	3000	€ 36,280.49	€ 200.00	€ 8,344.51	€ 44,825.00	€ 45,700.00
SHH1H7	2.0 TDI 204HP 7-Speed Automatic	3200	€ 36,443.09	€ 200.00	€ 8,381.91	€ 45,025.00	€ 45,900.00
SHH1H9	2.0 TDI 204HP 7-Speed Automatic 4M	3200	€ 39,467.48	€ 200.00	€ 9,077.52	€ 48,745.00	€ 49,620.00

# The Transporter 6.1

This brochure supersedes all previous publications.

Issue: 01 March 2021

[www.volkswagenvans.ie](http://www.volkswagenvans.ie)

Please note: Screen technology does not allow exact reproduction of the paint and upholstery colours. Some of the vehicles shown are European specification and may be fitted with optional equipment or accessories that are available at extra cost, or do not reflect current specification. All data and specifications are in accordance with information available at the time of publication and are subject to change without notice. Vehicles not currently in Irish stock and customer order vehicles may take a number of weeks for delivery. Certain combinations of vehicle specifications and factory-fitted options are not compatible and therefore all orders received are subject to confirmation. Models, factory fitted-options and paint and upholstery options are subject to availability. Please check details and availability with an authorised Volkswagen Van Centre at the time of ordering.