

An electrifying new generation of Transporter



Commercial
Vehicles




The icon, evolved

The new Transporter improves on its award-winning predecessors in every way that matters.

Functionally, it delivers a larger load compartment and heavier payload – making light work of substantial loads without compromising on manoeuvrability.

A larger cabin and new digital cockpit make for a more comfortable driving experience. But its headline features are a new range of powertrains featuring plug-in hybrid (eHybrid) and all-electric (eTransporter) options.



Bigger loads, better performance

A more spacious load compartment, higher maximum payload, and increased towing capacity mean the new Transporter is ready to do some serious work.

The newly increased length makes it easy to stow Euro Pallets.

Increased load compartment of **5.8 m³** (9 m³ on longer wheelbase model)

Up to **1.33 tonnes** maximum payload (TDI model)*

Towing capacity of up to **2.8 tonnes**

146 mm longer than the Transporter 6.1

61 mm longer load compartment (base model) than the Transporter 6.1

Interior can be customised with partition walls to your needs

Choose between a boot lid or wide-opening wing doors

*The vehicle technical data in this brochure is provisional and pending final confirmation.

Modern Driver's Cabin with Large Display

More Than Just a (Driver's) Space

Interior Reimagined:

More Space, More Comfort, More Possibilities

Work Meets Comfort:

The driver's workspace in the New Transporter is a cockpit, office, and break room all in one. Stay on top of things with the innovative Digital Cockpit while modern assistance systems make your workday easier. Ergonomic seats, the latest commercial vehicle innovations like the optional 230V power hub for external devices, and VW Connect's mobile online services ensure you arrive relaxed. Numerous storage spaces and connections keep everything organized – from your smartphone to your lunchbox.

A Modern and Comfortable (Driver's) Workspace

- Multifunction Steering Wheel
- AGR Seats, also with Electric Adjustment
- 6 New Seat Cover Variants
- Exclusive to VW Commercial Vehicles: Storage Compartment with Lid on the Passenger Side
- Extended Front End Provides 60mm More Distance to the Partition Wall (compared to T6.1) and Increased Seating Comfort, Even for Taller People
- More Legroom for Passengers
- Numerous Cupholders
- Electronic Parking Brake
- Digital Cockpit and Easily Accessible 13-Inch Central Display




Premium Interior

The high-quality and modern equipment, as well as the design and materials used, convey more of a passenger car feel than a commercial vehicle impression. Customers say: "It's the material. It's not just a bunch of plastic. It feels like you're driving a passenger car."

A Spacious and Organized Driver's Cabin

With a variety of clever storage spaces and compartments, everything is always in its place. The increased distance to the partition wall provides more legroom on the double passenger seat and contributes to an enhanced sense of space in the driver's cabin.



A detailed view of the interior of a Volkswagen Transporter van. The image shows the front seats with a dark fabric and grey mesh pattern, the steering wheel, a large infotainment screen displaying a blue interface, and the gear shift. The interior is modern and spacious, with a light-colored ceiling and side panels. The text "Comfort reimagined" is overlaid on the left side of the image.

Comfort reimagined

Every detail of the Transporter's interior has been improved to maximise spaciousness and functionality, in line with the ever-evolving Volkswagen standard for quality and comfort.

Stepping into the cabin of the Transporter feels both familiar and revolutionary. It exemplifies the ethos of the current range of Volkswagen Commercial Vehicles.

New Features

Side & curtain airbags
for driver & co-driver

Storage console

Improved interior space & comfort
(+ 61 mm interior length)

New 13"
Infotainment

Keyless Start

Electronic
Park Brake

Ergonomic seats incl.
2-seater bench
(with underload function)

Digital Cockpit

Shifter for 8-speed
AT on steering column

6-way adjustable drivers seat incl.
2-way adjustable lumbar support
& armrests

Infotainment / Connectivity



Digital Cockpit

The instrument cluster in the New Transporter and the New Caravelle is a high-resolution 12" TFT color display. Here, you have everything in view and can choose from various auxiliary displays in addition to the classic round instruments. The operation of the digital cockpit is typically VW, using the buttons on the right side of the multifunction steering wheel.

This way, you always have an overview of all important driving and vehicle information.

Infotainment System with Large Touch Color Display

The New Transporter and Caravelle models keep up with the times with their central control unit while also meeting the practical demands of their customers.

The 33 cm (13") large touch color display of the infotainment system offers excellent clarity and accessibility to all relevant information and functions.

Additionally, the usability has been improved with larger buttons that can be comfortably and accurately operated without distracting the driver.



Radio + Navigation System (optional) with 33 cm (13") Touch Color Display and Wireless App Connect (Apple/Android)

Everything Under Control with Wireless App-Connect

With the standard Wireless App-Connect, you can bring your apps into the car.

Selected content from your smartphone can be accessed directly on the infotainment system's display and safely operated within your field of vision.



Phone, Messages, Appointments, Contacts – all this and much more is just a touch away in the New Transporter and the New Caravelle.

With the standard Wireless App Connect and the optional navigation system, you are perfectly equipped for any task and will always reach your destination relaxed and safely.



Driveability a close second

Despite its increased load capacity, the standard Transporter remains under 2.0 meters in height for easy access to conventional multi-storey car parks. While a turning circle of only 11.8 meters makes light work of tight bends and manoeuvres.

TDI and eHybrid models will come with front-wheel drive. The 4MOTION all-wheel drive system is also available as a TDI versions from 150 HP. All-electric models have rear-wheel drive; an all-wheel drive version will be available in Q1 2025.

An innovative powertrain range

This generation of Transporters will be available in a wider range of drive options than ever before. For the first time, the Transporter will be available with your choice of plug-in hybrid (eHybrid), all-electric (eTransporter), or turbodiesel (TDI) engine.

TDI output variants:	81 kW (110 PS), 110 kW (150 PS) and 125 kW (170 PS)
----------------------	--

All-electric drive variants:	100 kW (136 PS) (coming Q1 2025)
------------------------------	----------------------------------





Charging forwards

Power your tools on the go with the option of a 230 V power hub (400 W), including a converter to power large electrical devices of all kinds. An inverter with an output of 2.3 kW will be available for the eTransporter variant.

And keep your smartphone powered up too, with inductive charging via a stowage tray in the centre console. Further devices can be charged using up to seven USB-C, USB-A and 12-volt outlets.

Images are for illustration purposes only. Vehicles are European specification and may not reflect Irish specification.

New Transporter

Startline TDI

Exterior features
16" steel wheels 6.5J
Goodyear summer tires
Steel Spare wheel (excluding 4Motion)
Mud flaps in front
LED headlights with seperate LED daytime running lights
High-beam control
LED rear combination lamps
Transporter nameplate on the rear, Black grained decorative trim
Black grained bumpers in front and rear
Black grained mirror housings and door handles
Power-adjustable and separately heated exterior mirrors
Heat-reflecting side window glass
Laminated windshield made of heat-reflecting glass
Rear wing doors
Sliding door on front passenger side

Cab area
2-seater bench and single drivers seat in cab
2-seater bench with load-through system (with partition in panel van) and folding table (pulls out from middle seat)
2-way head restraints, adjustable in height and tilt
Seat trim covers in fabric
Standard glove compartment
Manually adjustable driver seat
Manually adjustable 2-way lumbar support for drivers seat
Roof grab handles on driver side and front passenger side
Black plastic scuff plate in front, not illuminated
Rubber floor covering in cab
Leatherette wrapped multi-function steering wheel
Single-zone air conditioning system with manual control in cab
Interior lights for cab
Narrow centre console with cup holder and compartment for mobile phone

Cargo area
2 LED lights in roof of load compartment
Black plastic scuff plate for sliding door, not illuminated
Lashing rings for reinforced floor covering
Metal partition, high, without window
Without seats in passenger / load compartment
Without floor covering in load compartment
Infotainment and technology
13-inch digital drivers display
13-inch touchscreen infotainment display with Wireless App Connect
Preparation "VW Connect"
5G modem
4 speakers (2x in dashboard, 2x in cab doors)
2x 15-W USB data / charging ports in dashboard and 1x USB-C, 1x USB-A center bottom

Safety and driver assistance
Cruise control system with predictive speed limiter
Double-sound horn
Driver and front passenger airbags with front passenger airbag deactivation
eCall Emergency call system
Electronic engine immobilizer
Electronic Stability Control (ESC)
Front collision warning with braking
Keyless Start with SAFELOCK
Lane Assist
Parking sensors front & rear
Dynamic Road Sign Display and wrong-way driver warning
Driver and front passenger airbags with deactivation
Front and curtain airbags for driver and front passenger
Seat belt pretensioner for the driver seat
55L Fuel Tank
Alternator 230 A
Anti-theft alarm system with interior monitoring, backup horn and towing protection
Preparation for alcohol ignition interlock
5+ Promise

New Transporter

Trendline TDI

Exterior features
16" steel wheels 6.5J
Goodyear summer tires
Steel Spare wheel (excluding 4Motion)
Mud flaps in front
LED headlights with seperate LED daytime running lights
High-beam control
LED rear combination lamps
Black grained add-on parts and body-colored radiator grille
Black grained bumpers in front and rear
Black grained mirror housings and door handles
Power-adjustable and separately heated exterior mirrors
Heat-reflecting side window glass
Laminated windshield made of heat-reflecting glass
Rear wing doors
Sliding door on front passenger side
Transporter nameplate on the rear, Black grained decorative trim

Cab area
2-seater bench and single drivers seat in cab
2-seater bench with load-through system (with partition in panel van) and folding table (pulls out from middle seat)
4-way head restraints, adjustable in height and tilt
Seat trim covers in striped fabric
Two armrests for driver seat in cab
Manually adjustable driver seat
Manually adjustable 2-way lumbar support for drivers seat
Roof grab handles on driver side and front passenger side
Black plastic scuff plate in front, not illuminated
Leatherette-wrapped multi-function steering wheel
Gear lever in leather (for manual engines)
Single-zone air conditioning system with manual control in cab
Interior lights for cab
Narrow centre console with cup holder and compartment for mobile phone
Overhead storage compartment
Rubber floor covering in cab
Standard glove compartment

Cargo area
2 LED lights in roof of load compartment
Black plastic scuff plate for sliding door, not illuminated
Lashing rings for reinforced floor covering
Metal partition, high, without window
Without seats in passenger / load compartment
Without floor covering in load compartment
Infotainment and technology
13-inch digital drivers display
13-inch touchscreen infotainment display with Wireless App Connect
Preparation "VW Connect"
5G modem
4 speakers (2x in dashboard, 2x in cab doors)
2x 15-W USB data / charging ports in dashboard and 1x USB-C, 1x USB-A center bottom

Safety and driver assistance
Cruise control system with predictive speed limiter
Double-sound horn
Driver and front passenger airbags with front passenger airbag deactivation
eCall Emergency call system
Electronic engine immobilizer
Electronic Stability Control (ESC)
Front collision warning with braking
Keyless Start with SAFELOCK
Lane Assist
Parking sensors front & rear
Dynamic Road Sign Display and wrong-way driver warning
Driver and front passenger airbags with deactivation
Front and curtain airbags for driver and front passenger
Seat belt pretensioner for the driver seat
55L Fuel Tank
Alternator 230 A
Anti-theft alarm system with interior monitoring, backup horn and towing protection
Preparation for alcohol ignition interlock
Rear View Camera
5+ Promise

New Transporter

Highline TDI

Exterior features
17" Monte Carlo Alloys 6.5J
Goodyear summer tires
Steel Spare wheel (excluding 4Motion)
Mud flaps (front & rear)
LED headlights with seperate LED daytime running lights
High-beam control
LED rear combination lamps
Transporter nameplate on the rear, Black grained decorative trim
Body coloured bumpers in front and rear
Body coloured mirror housings and door handles
Power-adjustable and separately heated exterior mirrors
Heat-reflecting side window glass
Laminated windshield made of heat-reflecting glass
Rear wing doors
Sliding door on front passenger side with plastic scuff plate
Front scuff plates in silver
Transporter nameplate on the rear, Black grained decorative trim

Cab area
2-seater bench and single drivers seat in cab
2-seater bench with load-through system (with partition in panel van) and folding table (pulls out from middle seat)
4-way head restraints, adjustable in height and tilt
Seat trim covers in striped fabric
Two armrests for driver seat in cab
Manually adjustable driver seat
Manually adjustable 2-way lumbar support for drivers seat
Roof grab handles on driver side and front passenger side
Black plastic scuff plate in front, not illuminated
Leatherette-wrapped multi-function steering wheel
Gear lever in leather (for manual engines)
Single-zone air conditioning system with manual control in cab
Interior lights for cab
Narrow centre console with cup holder and compartment for mobile phone
Overhead storage compartment
Rubber floor covering in cab
Standard glove compartment

Cargo area
3 Superbright LED lights in roof of load compartment
Black plastic scuff plate for sliding door, not illuminated
Lashing rings for reinforced floor covering
Metal partition, high, without window
Without seats in passenger / load compartment
Without floor covering in load compartment
Infotainment and technology
13-inch digital drivers display
13-inch touchscreen infotainment display with Wireless App Connect
Preparation "VW Connect"
5G modem
4 speakers (2x in dashboard, 2x in cab doors)
7x 15-W USB data / charging ports in cab area
12-V outlet in dashboard

Safety and driver assistance
Cruise control system with predictive speed limiter
Double-sound horn
Driver and front passenger airbags with front passenger airbag deactivation
eCall Emergency call system
Electronic engine immobilizer
Electronic Stability Control (ESC)
Front collision warning with braking
Keyless Start with SAFELOCK
Lane Assist
Parking sensors front & rear
Dynamic Road Sign Display and wrong-way driver warning
Driver and front passenger airbags with deactivation
Front and curtain airbags for driver and front passenger
Seat belt pretensioner for the driver seat
55L Fuel Tank
Alternator 230 A
Anti-theft alarm system with interior monitoring, backup horn and towing protection
Preparation for alcohol ignition interlock
Rear View Camera
5+ Promise

New Transporter

Pan-Americana TDI

Exterior features
19" Indianapolis alloy wheels, 7.5J black diamond turned surface
Goodyear summer tires
Steel spare wheel (excluding 4 motion)
Mud flaps in front & rear
LED headlights with seperate LED daytime running lights
High-beam control
LED rear combination lamps with exclusive signature
Black grained sill linings and wheel housing liners, decals and step trims with lettering
Black grained bumpers in front and rear
Black grained exterior mirror housings and door handles
Power-adjustable and separately heated exterior mirrors
Heat-reflecting side window glass
Laminated windshield, heated
Rear wing doors
Vehicle opening configuration 1 1x = 1st row of seats / 2x all doors
Sliding door on front passenger side
Transporter nameplate on the rear, Black grained decorative trim
Stainless steel scuff plate in front, illuminated with "PanAmericana" lettering

Cab area
2-seater bench with heated outside passenger & drivers seat in cab
2-seater bench with load-through system (with partition in panel van) and folding table (pulls out from middle seat)
4-way head restraints, adjustable in height and tilt
Seat trim covers in fabric "Pan-Americana stitching" with colour-coordinated contrasting seams
Two armrests for drivers seat in cab
8-way adjustable driver seat
Manually adjustable 4-way power lumbar support for drivers seat
Roof grab handles on driver side and front passenger side
Metalilluminated scuff plate in front "Pan-Americana" lettering
Leathette wrapped Multi-function steering wheel
Gear lever in leather (for manual engines)
Single-zone air conditioning system with manual control in cab
Interior lights for cab
Narrow centre console with cup holder and compartment for mobile phone
Overhead storage compartment
Rubber floor covering in cab
Standard glove compartment

Cargo area
3 Superbright LED lights in roof of load compartment
Black plastic scuff plate for sliding door, not illuminated
Lashing rings for reinforced floor covering
Metal partition, high, without window
Without seats in passenger / load compartment
Without floor covering in load compartment
Infotainment and technology
13-inch digital drivers display
13-inch touchscreen infotainment display with Wireless App Connect
Preparation "VW Connect" and "VW Connect Plus"
5G modem
4 speakers (2x in dashboard, 2x in cab doors)
7x 15-W USB data / charging ports in cab area
12v outlet in dashboard

Safety and driver assistance
Cruise control system with predictive speed limiter
Double-sound horn
Driver and front passenger airbags with front passenger airbag deactivation
eCall Emergency call system
Electronic engine immobilizer with anti-theft alarm system with interior monitoring and tow protection
Electronic Stability Control (ESC)
Front collision warning with braking
Keyless Start and keyless entry with SAFELOCK
Lane Assist
Parking sensors front & rear
Dynamic Road Sign Display and wrong-way driver warning
Driver and front passenger airbags with deactivation
Front and curtain airbags for driver and front passenger
Seat belt pretensioner for the driver seat
55L Fuel Tank
Alternator 230 A
Preparation for alcohol ignition interlock
Rear View Camera
5+ Promise*

Model prices

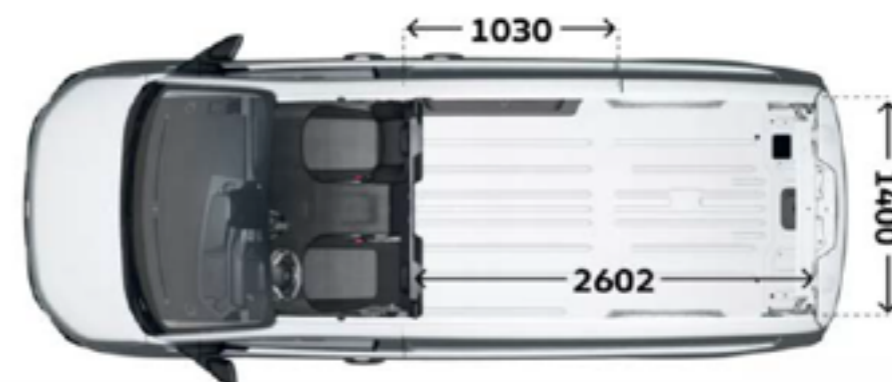
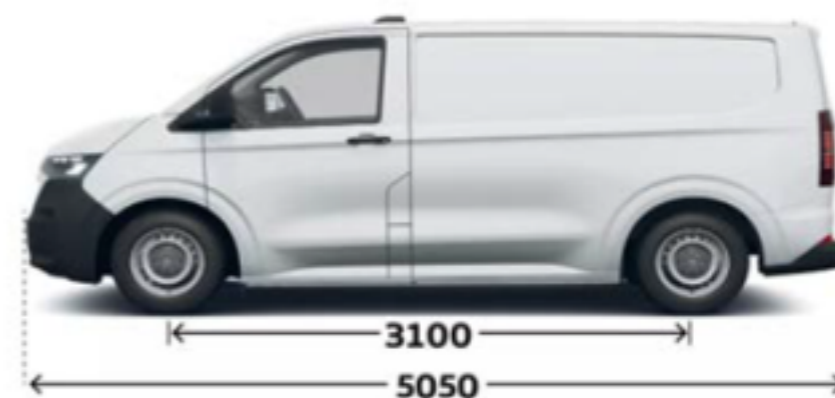
Model Code	Trim	Description	VAT	VRT	RRP
TVWTD1	Startline	T7 PVL TDI 110HP M6F 2.8t	€7,067.39	€200.00	€37,995.00
TVWTD1	Trendline	T7 PVS TDI 110HP M6F	€7,422.42	€200.00	€39,895.00
TVVTE1	Trendline	T7 PVS TDI 150HP M6F	€7,721.47	€200.00	€41,495.00
TVVTE5	Trendline	T7 PVS TDI 150HP A8F	€8,040.01	€200.00	€43,195.00
TVVTE7	Trendline	T7 PVS TDI 150HP A8A	€8,563.72	€200.00	€45,995.00
TVWTF5	Trendline	T7 PVS TDI 170HP A8F	€8,245.40	€200.00	€44,295.00
TVWTF7	Trendline	T7 PVS TDI 170HP A8A	€8,750.33	€200.00	€46,995.00
TVWTD1	Trendline	T7 PVL TDI 110HP M6F 2.8t	€7,347.56	€200.00	€39,495.00
TVWTE1	Trendline	T7 PVL TDI 150HP M6F	€7,871.16	€200.00	€42,295.00
TVWTE5	Trendline	T7 PVL TDI 150HP A8F	€8,170.73	€200.00	€43,895.00
TVWTE7	Trendline	T7 PVL TDI 150HP A8A	€8,787.28	€200.00	€47,195.00
TVWTF5	Trendline	T7 PVL TDI 170HP A8F	€8,469.58	€200.00	€45,495.00
TVWTF7	Trendline	T7 PVL TDI 170HP A8A	€8,992.91	€200.00	€48,295.00
TVVTD1	Highline	T7 PVS TDI 110HP M6F	€7,890.07	€200.00	€42,395.00
TVVTE1	Highline	T7 PVS TDI 150HP M6F	€8,189.45	€200.00	€43,995.00
TVVTE5	Highline	T7 PVS TDI 150HP A8F	€8,507.45	€200.00	€45,695.00
TVVTE7	Highline	T7 PVS TDI 150HP A8A	€9,012.26	€200.00	€48,395.00
TVWTF5	Highline	T7 PVS TDI 170HP A8F	€8,713.13	€200.00	€46,795.00
TVWTF7	Highline	T7 PVS TDI 170HP A8A	€9,217.71	€200.00	€49,495.00
TVWTD1	Highline	T7 PVL TDI 110HP M6F 2.8t	€7,983.26	€200.00	€42,895.00
TVWTE1	Highline	T7 PVL TDI 150HP M6F	€8,338.96	€200.00	€44,795.00
TVWTE5	Highline	T7 PVL TDI 150HP A8F	€8,488.40	€200.00	€45,595.00
TVWTE7	Highline	T7 PVL TDI 150HP A8A	€9,142.91	€200.00	€49,095.00
TVWTF5	Highline	T7 PVL TDI 170HP A8F	€8,843.83	€200.00	€47,495.00
TVWTF7	Highline	T7 PVL TDI 170HP A8A	€9,348.74	€200.00	€50,195.00
TVVTD1	PanAm	T7 PVS TDI 110HP M6F	€8,095.67	€200.00	€43,495.00
TVVTE1	PanAm	T7 PVS TDI 150HP M6F	€8,376.56	€200.00	€44,995.00
TVVTE5	PanAm	T7 PVS TDI 150HP A8F	€8,712.74	€200.00	€46,795.00
TVVTE7	PanAm	T7 PVS TDI 150HP A8A	€9,217.39	€200.00	€49,495.00
TVWTF5	PanAm	T7 PVS TDI 170HP A8F	€8,899.44	€200.00	€47,795.00
TVWTF7	PanAm	T7 PVS TDI 170HP A8A	€9,404.68	€200.00	€50,495.00
TVWTD1	PanAm	T7 PVL TDI 110HP M6F 2.8T	€8,058.27	€200.00	€43,295.00
TVWTE1	PanAm	T7 PVL TDI 150HP M6F	€8,525.81	€200.00	€45,795.00
TVWTE5	PanAm	T7 PVL TDI 150HP A8F	€8,843.43	€200.00	€47,495.00
TVWTE7	PanAm	T7 PVL TDI 150HP A8A	€9,348.47	€200.00	€50,195.00
TVWTF5	PanAm	T7 PVL TDI 170HP A8F	€9,030.66	€200.00	€48,495.00
TVWTF7	PanAm	T7 PVL TDI 170HP A8A	€9,535.45	€200.00	€51,195.00
TVVTF7AP1	Panam	T7 PVS TDI 170HP A8A	€ 9,789.92	€ 200.00	€ 52,555.00
TVWTE1AP	PanAm	T7 PVL TDI 150HP M6F	€ 8,482.11	€ 200.00	€ 45,560.00

Volkswagen Commercial Vehicles may change RRP's at any time (this includes where there are government changes in regulation and/or legislation). There may be a delay to any RRP displaying correctly on our materials. Always obtain prices from your chosen authorised Van Centre.

Weights /Dimensions

Transporter

	SWB	LWB
Weight		
Total Authorised Weight (Kg)	2 800	3 025
Total Weight for Towing (Kg)	4 800	5 525
Payload (Kg)	1 002,700	1 044,700
Towable Load Braked @12% (kg)	2 000	2 800
Towable Load Unbraked (Kg)	750	
Towing Support Load Device (Kg)	100	112
Roof Load (Kg)	170	
Fuel Tank Capacity (L)	55	
Exterior Dimensions		
Length with Towing Device (mm)	5 184	5 584
Length without Towing Device (mm)	5 050	5 450
Width with Mirrors Extended (mm)	2 275	
Maximum Height (mm)	2 005,94	
Front Overhang (mm)	958	
Rear Overhang (mm)	992	
Sliding Door Opening Width (mm)	1 030	
Sliding Door Opening Height (mm)	1 301	
Tailgate Opening Height (mm)	1 400	
Door/Tailgate Opening Width (mm)	1 400	
Wheelbase (mm)	3 100	3 500
Turning Diameter (mm)	12,5	13,8
Interior Dimensions		
Volume (m ³)	5,8	6,8
Loading Width between Wheel Arches (mm)	1 392	
Max Loading Length up to Bulkhead (mm)	2 602	3 002



Technical Specifications










	2.0 TDI 110hp		2.0 TDI 150hp Manual		2.0 TDI 150hp Auto		2.0 TDI 170hp Auto	
Cylinder Capacity cm³		1 996		1 996		1 996		1 996
Max Power (kW) Hp @RPM	81 (110) à 3 200 - 4 250		110 (150) à 3 250 - 3750		110 (150) à 3 250 - 3750		125 (170) à 4 000	
Max Torque Nm @RPM	310 à 1 500 - 3 000		340 à 1 500 - 3 000		340 à 1 500 - 3 000		390 à 1 400 - 2 250	
Emission Standard	Euro 6e		Euro 6e		Euro 6e		Euro 6e	
Gearbox	B/M6		B/M6		B/A8		B/A8	
Batteries, A (Ah)	80		80		80		80	
Alternator, A	140		140		140		140	
Weights (kg)	van		van		van		van	
Length	L1	L2	L1	L2	L1	L2	L1	L2
Total Authorised weight	2800	3025	2800	3025	2800	3025	2800	3025
Empty Weight	1940	1986	1940	1986	1978	2024	2048	2094
Payload	860	1039	860	1039	822	1001	752	931
Max Load Front Axle	1500-1710	1550-1710	1600-1710	1600-1710	1600-1710	1600-1710	1600	1600
Max Load Rear Axle	1400-1720	1550-1720	1450-1720	1550-1720	1450-1720	1550-1720	1550	1550
Towable Load braked		2000		2800		2750/2800		2650/2800
PTRA	4 100/5025		5300/5525		5300/5525		5300/5525	
Permissible roof weight 2 bars / 4 bars		100/150		100/150		100/150		100/150
		100		100		100		100
Performances								
0 to 100 km/h (s)	14,3	14,3/14,6	11,1	11,3/11,6	11,2	11,2/11,7	8,9	8,9
Max Speed (km/h)	155	155	175	183/173	182	182/172	175	175

Available Options

Description	PR Number	Startline	Trendline	Highline	PanAmericana
16" Wheels					
Montreal Alloys 6.5x16" - Silver	C0Y	O	O	-	-
17" Wheels					
Monte Carlo Alloys 6.5x17" - Black, diam ond turned	40Q	O	O	S	-
Driver Assistance Systems					
3 super-bright LED light units in additi on to standard equipment	9E3	O	O	S	S
Advanced high-beam control	8G3	O	O	O	O
IQ Light - LED matrix headlamps with entry & exit lighting	8IV	O	O	O	O
Adaptive cruise control (ACC) up to 160 km/h incl. speed limiter	8T7	O	O	O	O
Lane Change System - Side Assist with Exit Warning & Lane-Centering Guidance Keyless Entry	79D	O	O	O	O
Driver Assistance Package Premium Plus	4F3	O	O	O	S
Heated Seats	P71	O	O	O	O
	Z42	O	O	O	S
Functional Equipment					
3 Foldable Roof Bars	3S8	O	O	O	O
Black Roof Rails	3S1	O	O	O	O
Sliding Doors on Driver and Passenger Si de	GZ2	O	O	O	O
Malfunction display					
Stationary Regeneration	9HC	O	O	O	O
Power Outlets					
230V Outlet: inside of driver seat frame 7x USB in Cab	9Z1	O	O	O	O
	U9D	O	O	S	S
Towing					
Rigid Trailer Hitch Trailer Hitch Preparation	1M3	O	O	O	O
	1M5	O	O	O	O
Windows					
Laminated windshield (heated)	4GX	O	O	O	S

Paint Finish

	Total RRP inc. VAT
Solid. Dark Indigo Blue (7V7V), Intensive Red (9B9B), Clear White (2E2E), Stone Grey (W6W6).	●
Metallic. Graphite Dust (8B8B), Light Grey (H9H9), Warm Green (M7M7), Mid Blue (T5T5), Midnight Black (6P6P).	€999

	Paint #	VW Naming
	2E2E	Clear White
	7V7V	Dark Indigo Blue
	9B9B	Intensive Red
	W6W6	Stone Grey
	H9H9 L--3F7	Light Grey Metallic
	6P6P L--2F9	Midnight Black Metallic
	8B8B L--5F0	Graphite Dust Metallic
	T5T5 L--1F4	Mid Blue Metallic
	M7M7 L--5F6	Warm Green Metallic

Colours may not be an exact match - above palette received from factory as a guide

Stay tuned for more info

This brochure supersedes all previous publications.
Effective: 1 January 2026

Please note: Screen technology does not allow exact reproduction of the paint and upholstery colours. Some of the vehicles shown are European specification and may be fitted with optional equipment or accessories that are available at extra cost, or do not reflect current specification. All data and specifications are in accordance with information available at the time of publication and are subject to change without notice. Vehicles not currently in Irish stock and customer order vehicles may take a number of weeks for delivery. Certain combinations of vehicle specifications and factory-fitted options are not compatible and therefore all orders received are subject to confirmation. Models, factory fitted-options and paint and upholstery options are subject to availability. Please note every effort has been made to ensure the contents of this publication (including RRP, and technical information) were accurate and up-to-date at the time of going print 25th November 2024. Volkswagen Commercial Vehicles Ireland reserves the right to change specification, prices and withdraw products from sale without notice. Any such alternations will be notified to Volkswagen Retailers at the earliest opportunity. Please consult your local Authorised Volkswagen retailer for the latest product information.