



Commercial
Vehicles

The Crafter

Brochure

Volkswagen Commercial Vehicles' Van Centres. **Working with you.**

It's more than a van to you.

You're more than a customer to us.

We know that when you choose Volkswagen Commercial Vehicles, you're looking for more than just four walls on four wheels. You want a van that looks after itself while you take care of business. A vehicle that makes a statement, as well as a delivery. An investment for the future that makes a difference today.

To us, you're a partner.

By being there to get to know how you work and what you need, we can offer you more – supporting your plans year after year. It means a partnership that lasts as long as your ownership, with a vehicle and a team that's with you for the journey.

Our dedicated network of Van Centres.

Over **20 Dealerships** and **41 Authorised Repairers** means you're only around 45 minutes on average from our door.



Everything for the job... ...and the journey.

The right van.

We're commercial vehicle experts and finding the right van for your business is what makes us tick. We'll guide you through the range, take you on a test drive and cover all the options.

The right accessories.

From mudflaps to sat navs, plying to roof racks, we'll work with you to create the perfect van – keeping everything 100% Volkswagen to aid high residuals.

The right finance.

Every business is different, so we stay flexible, with a range of finance packages to choose from. Depending on your preference, we'll go through the options to find the one that suits you best.

The right support.


Nothing matters more than keeping you mobile, so our servicing options are built around you. You'll also enjoy three-years' free Roadside Assistance with your new van.

The right service.

We understand it's the little things that make the difference, so we set high standards. We'll call you when we say, keep you informed on delivery dates and support you long after purchase.

And there's more...

We offer a lot more than you might think. From cost-effective van rental or an air conditioning recharge, to a wide selection of premium and budget replacement tyres, if we're not able to help, we'll try and point you in the right direction!



Crafted by you. Engineered by us.



More practical, economical and innovative than ever before. The Crafter panel van is a commercial vehicle like no other. Designed by our customers for our customers. Built from the ground up, using 100% Volkswagen DNA as a cost-effective, transport-oriented solution to meet the demands of a diverse range of businesses. The Crafter panel van represents state-of-the-art manufacturing, with the sole aim of making it the best commercial vehicle in its class.

Ready for the toughest jobs.

- Robust design, technologies and driver assistance systems.
- More practical, economical, and innovative than ever before.
- Outstanding in its class.

The perfect workplace.

- Available with an ergoComfort/ergoActive suspension seat*
- A variety of storage solutions with a wide range of different ports and connections
- Available with a heated leather multi-function steering wheel*
- Available with a 230V socket (300w)*

Excellent loadability.

- High load compartment of up to 2,196mm
- Wide side sliding door with an opening width of 1,311mm
- LED load compartment lighting*
- 100mm lower loading sill ²
- Up to 18.4m load volume ¹

A choice of drive systems.

- Front wheel drive delivers the highest possible load compartment
- The first van to offer an 8-speed automatic gearbox with a choice of front wheel, rear wheel and 4MOTION all-wheel drive

Value for money.

- High residual value
- Low fuel consumption
- Low maintenance costs

Superb connectivity.

- Telematics preparation including FMS 3.0 compatibility*
- Customer-specific function control unit (for special bodies and conversions)*
- Car-Net mobile online services*

Load securing options.

- Available with an optional universal floor*
- Load compartment designed for the addition of flexible shelving systems
- Interior roof rack*
- Up to 14 load-lashing rings

Numerous driver assistance and safety systems.

- The first with City Emergency Braking and Automatic Post-Collision Braking as standard
- Electromechanical Servotronic steering as standard
- Side protection*
- Lane Keeping Assist*
- Rear Traffic Alert*
- Trailer Assist*
- Park Assist*
- LED headlights*



* Available as an option. 1 Will be introduced at a later date. 2 Figure applies to the Crafter panel van with front wheel drive, compared to rear wheel drive and 4MOTION all-wheel drive. Illustration includes options at extra charge. Please contact your local Volkswagen Commercial Vehicles Van Centre for details of the standard equipment and optional extras available.

The perfect workplace.

Delivering storage, comfort and technology.

Storage and carrying compartments.

- A Practical open storage compartments, consisting of three separate spaces
- B Multiple sturdy cup holders
- C Largest glovebox in its class
- D Lower dashboard tray with space for longer items
- E Storage in the doors for 1.5 litre bottles, folders and much more. Optional above-cab storage

Ports and connections.

- F Standard USB port for charging mobile devices
- G Standard Bluetooth® connection for mobile phones in conjunction with all radio and navigation devices
- H Multiple 12V sockets. Optional 230V socket for charging tool batteries and laptops (not shown)

Comfort.

- I Optional heated leather multi-function steering wheel
- J Narrow 'A' pillars for improved all-round vision

The ergoComfort suspension seats. Adjustable for a more comfortable driving position.

The optional ergoComfort and ergoActive suspension seats with 20-way adjustment are designed to deliver optimum comfort through the reduction of road-related jolts. The combination of electric and manual adjustment allows the driver to select their preferred seating position. In addition, should you desire, the massage function is also available for the ergoActive suspension seat only.

The ergoComfort suspension seat.

- A Suspension seat with weight adjustment
- B Longitudinal seat adjustment
- C Seat height adjustment
- D Seat depth adjustment
- E Seat tilt adjustment
- F Backrest adjustment
- G Electric 4-way lumbar support
- H Headrest adjustment
- I Armrest adjustment

The ergoActive suspension seat.

- J Seat massage function*

* This feature is in addition to the standard features of the ergoComfort seat.


Two optional large storage compartments in the roof shelf.




A wide range of drive systems.

The Crafter panel van – available with an 8-speed automatic gearbox and a choice of three different drive systems. The 8-speed automatic transmission is the only one in its class that can be combined with three different drive systems. It has been specially calibrated for the Crafter panel van’s specific driving characteristics, enabling both comfortable and consumption-optimised handling.

Front wheel drive.




100mm lower load sill and entry height.
Highest load height in class.
Highest payload in the range.




Transversely-mounted front engine.

Rear wheel drive.




High towing capacity up to 3.5t.
Gross train weight of up to 8.0t.
Better traction with heavy loads.




Longitudinally-mounted front engine.

4MOTION
all-wheel drive.



Dependable traction and control.
Improved directional stability.



Transversely-mounted front engine.

140HP engine	6-speed manual gearbox
	8-speed automatic gearbox
177HP engine	6-speed manual gearbox
	8-speed automatic gearbox

140HP engine	6-speed manual gearbox
	8-speed automatic gearbox
177HP engine	6-speed manual gearbox
	8-speed automatic gearbox

140HP engine	6-speed manual gearbox
177HP engine	6-speed manual gearbox
	8-speed automatic gearbox

Illustration includes options at extra charge. Please contact your local Volkswagen Commercial Vehicles Van Centre for details of the standard equipment and optional extras available.



State-of-the-art
driver assistance and safety systems.

Illustration includes options at extra charge.
Please contact your local Volkswagen Commercial Vehicles Centre for details of the standard equipment and optional extras available.



Crosswind Assist.

As part of the Electronic Stabilisation Programme (ESP), the standard Crosswind Assist applies adaptive braking intervention when the vehicle encounters a strong crosswind.


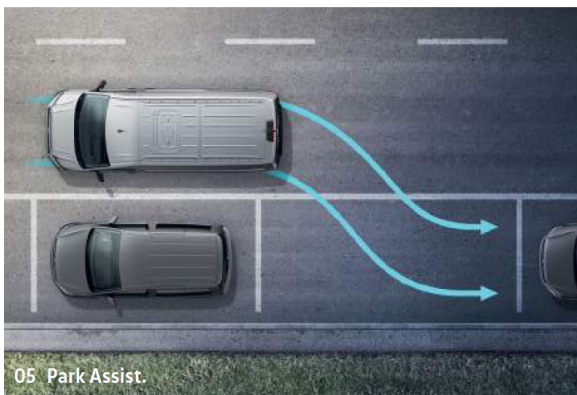
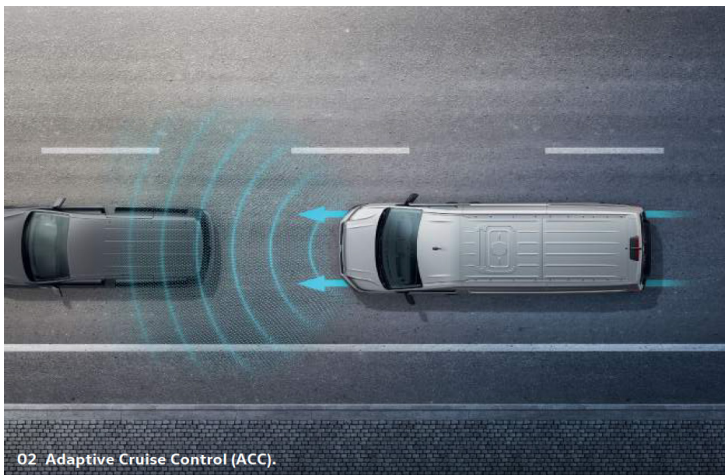
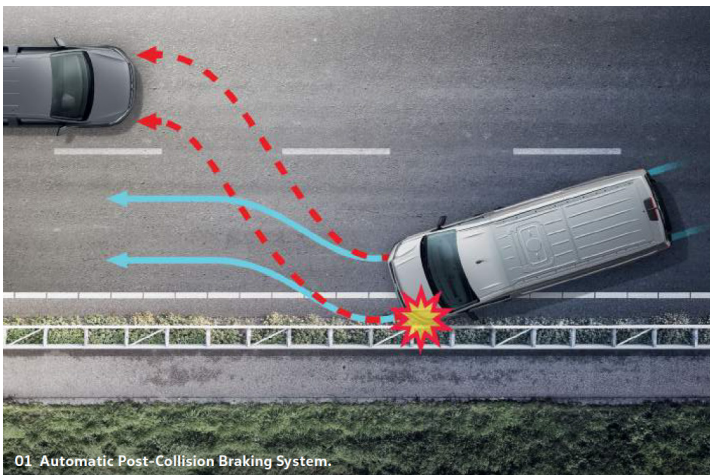


Front Assist with City Emergency Braking System.

Standard on the Grand California, this detects critical distances, warns of hazardous situations and when necessary, triggers emergency braking.



Images shown are for illustration purposes only and may not necessarily reflect Irish specification.



01 Automatic Post-Collision Braking System.

Fitted as standard, the Automatic Post-Collision Braking System triggers braking after a collision, with the aim of preventing secondary collisions.



02 Adaptive Cruise Control (ACC).

Optional ACC uses a front radar to measure the distance (up to 120 metres) and speed relative to vehicles driving ahead. It automatically regulates the pre-set distance. ACC also includes the Front Assist with City Emergency Braking System. This detects critical distances, warns of hazardous situations and when necessary, a speed of up to 18mph triggers emergency braking.



Side protection (not illustrated).

Available as an option, Side protection monitors the vehicle's sides and alerts you with visual and audible warnings if you're getting too close to other vehicles, pillars, walls or pedestrians.



03 Lane Keeping Assist.¹

Available as an option, Lane Keeping Assist countersteers the vehicle if the driver unintentionally drifts from a lane. The system also emits audible and visual warnings via the multi-function display to alert the driver of danger.



04 Rear Traffic Alert.

Available as an option, Rear Traffic Alert helps by emitting an audible warning when reversing out of a parking space if another vehicle is getting too close. If the driver fails to respond, the system intervenes and applies braking to help avoid a collision.



05 Park Assist.

This useful option aids positioning into parking spaces. When reverse is engaged, the vehicle assumes control of the steering. All that's required of the driver is to operate the accelerator and brake pedals, whilst keeping a good lookout.



06 Light Assist high-beam assistant.

This practical option automatically dips the headlights when it detects oncoming vehicles, or vehicles travelling ahead, to prevent other drivers from becoming dazzled. The system automatically switches on the high-beam headlights when the vehicle is travelling above 37mph in darkness.

¹ Within the system's thresholds. Please contact your local Volkswagen Commercial Vehicles Centre for details of the standard equipment and optional extras available.

**Electromechanical Servotronic steering.**

Fitted as standard, Electromechanical Servotronic steering provides a speed-sensitive operation with active return. This improves the steering feel around the mid-point, providing improved levels of steering precision.

**Electronic Stabilisation Programme (ESP).**

Fitted as standard, ESP is designed to prevent the vehicle from swerving in critical driving conditions by controlled and targeted intervention in the brakes and engine management system. This helps to maximise directional stability.

**Rear-view camera.¹**

Simplifies parking by showing a limited view of the area behind the vehicle on the display of the radio or navigation system. Additional guidelines help the driver manoeuvre into the space. Optional on all models.

**Cruise control.**

At 18mph and above, the system maintains your chosen preset speed through uphill and downhill inclines. Standard on all models.

**Tyre pressure monitoring system.¹**

Displays the current pressure for every tyre and warns of deviations from the set pressure. Optional on all models.

**Driver Alert System.¹**

Uses visual and audible warning signals to recommend that the driver takes a break as soon as it registers driving behaviour that indicates tiredness. Standard on all models.

**Road Sign Display.**

Detects road signs and informs the driver about the current traffic situation. Optional on all models.

**Fog lights with cornering function.**

Ensures optimum visibility in poor weather conditions and illuminates the roadside when turning. Standard on all models.

**Hill Descent Assist.²**

Allows you to descend slopes in a safe, controlled way by regulating the engine speed and applying the brakes as necessary.

**Hill Start Assist.**

This prevents the vehicle from rolling back on inclines, making it easier to start off on uphill slopes. Standard on all models.

**Lane Change Assist – Side Scan.¹**

Side Scan displays a warning signal on the exterior mirror as soon as one of its sensors detects a vehicle in a blind spot during a lane change. Optional on all models.

**Anti-lock braking system (ABS).¹**

Prevents wheels from locking up and, thus, maintains manoeuvrability. Standard on all models.

**Traction control system (ASR).**

Prevents wheelspin on poor or unstable surfaces.

**Driver's and front passenger's airbags.**

Provides the best possible protection in the event of a frontal impact as a standard feature. Side airbags are also available as an option.

**Seat belt warning.**

If their seat belt is not fastened, the seat belt warning reminds the driver to fasten it with a visual warning when the engine is started, and an audible warning after setting off. Standard on all models.



Crafter

¹ Within the system's thresholds.

Illustration includes options at extra cost. Please contact your local Volkswagen Commercial VehiclesCentre for details of the standard equipment and optional extras available.

The Crafter panel van.

The Crafter panel van is distinguished by having even better loadability and load securing than ever before. The dimensions are ideal for transporting Euro pallets and roll containers. The factory-fitted preparation for shelves and cupboards, the optional universal floor and the optional internal roof rack combine to create even greater flexibility in the load compartment.

Highlights of the Crafter panel van

- Lowest aerodynamic drag in its class
- Largest load compartment height of up to 2,196mm¹
- Largest side loading and opening width of 1,311mm via the sliding door

1 Value applies to the Crafter panel van with long wheelbase Maxi, super-high roof and front-wheel drive.

2 In comparison to rear-wheel drive and 4MOTION all-wheel drive.

Illustration includes options at extra charge. Please contact your local Volkswagen Commercial Vehicles Van Centre for details of the standard equipment and optional extras available.



100mm lower loading sill with the front-wheel drive²



Illustration includes options at extra charge. Please contact your local Volkswagen Commercial Vehicles Van Centre for details of the standard equipment and optional extras available.



01 Rear wing doors. The two roof-height doors provide an opening angle of 180°. On Trendline models the standard rear wing doors are extended to an increased opening of 270°. The 270° rear wing doors are available as an option on Startline models.

02 Wooden floor.² This 8mm thick wooden floor for the load compartment provides the optimum surface for your cargo to rest on. Robust beechwood ensures outstanding sturdiness and resilience. Standard on Trendline and Highline (optional on Startline models.)

03 Universal floor.^{1,2} This wooden floor is the ideal basis for retrofitting the shelving and cupboard systems available from a range of manufacturers. Special adapters enable cupboard systems to be easily fastened using the notches. Longitudinal and transverse load-lashing rails are available as an option for the universal floor.

Storage pockets for the rear wing doors (not shown).¹ The removable storage pockets provide a safe and handy storage option for small tools.

Protective grilles for the rear wing doors (not shown).¹ These protect the rear windows against glass breakage and also help to prevent theft.

Up to 14 load-lashing rings (not shown). The Crafter panel van features two additional load-lashing rings on the partition allowing you to securely fasten cargo with tensioning straps and nets. The adjustable load-lashing rings are recessed to lie flush with the floor. To reduce the risk of being a trip hazard, they can also be folded to the sides in the vicinity of the doors.

Preparation for shelving systems (not shown). There are numerous holes for M6 bolts above and below the window area that simplify installation. The holes are spaced 100mm intervals.

Innovative load compartments

- Preparation for shelving systems
- Available with a sturdy, hard-wearing beechwood floor
Standard on Trendline and optional on Startline models
- Up to 14 high-strength, retractable load-lashing rings



¹ Optional at extra cost. ² Will be introduced at a later date.



01 Bulkhead – full-height without window. A roof compartment above the driver's cabin is available upon request for the high roof variant and is a standard feature with the super-high roof.

02 Half-height plywood side lining.¹ The load compartment cladding made of 5mm thick rigid plywood panels is especially robust. It is fitted from the floor up to the load-lashing rails and is also highly durable.

03 Storage boxes above the wheel housings.¹ Fitted above both wheel housings in the load compartment and provide space for tools, high visibility vests, gloves, etc.

04 Roof-height plywood side lining.¹ 5mm thick rigid plywood panels make this side cladding especially resistant to impacts and is also highly durable.

05 Load-lashing rails.¹ Robust metal rails are available for the side walls, the bulkhead, the roof frame and universal floor for optimum load securing.

Solutions for partitioning, securing and working

- Optional internal roof rack for long objects
- Also available with optional load-lashing rails on the side walls, partitions and also on the roof



06 Internal roof rack.¹ Enables easy transport of long objects. The two rails can be moved within the vehicle and adjusted to the length of the objects. They can also be removed when the roof rack is not needed.

230V socket, external and internal (not shown).¹ The 230V external CEE socket provides the interior of the vehicle with an electricity supply of up to 2500W (16A) via a socket in the load compartment. This enables electrical equipment to be used inside the vehicle. The scope of delivery also includes a circuit breaker and a charger for the vehicle battery.

07 LED load compartment lighting.¹ Four LEDs integrated into the headlining provide bright and evenly distributed illumination of the load compartment.

12V sockets (not shown).¹ A 12V socket is integrated into an accessible location on the D-pillar of the rear wing door and on the sliding door.

¹ Optional at extra cost.

Illustration includes options at extra charge. Please contact your local Volkswagen Commercial Vehicles Van Centre for details of the standard equipment and optional extras available.

Easy to load. Loads of space.



Side sliding door with 1,311mm opening width. Easy to load and unload with common load carriers such as Euro pallets.

High load compartment with up to 2,196mm.¹ In conjunction with front wheel drive, the Crafter panel van offers a competitive load height for its class.

100mm lower load sill. Compared to the rear wheel drive and 4MOTION all-wheel drive, the front wheel drive further simplifies loading and unloading thanks to its lower load sill.

Universal floor for fitting third-party storage systems.⁵ The optional wooden floor is the ideal base for fitting your choice of storage system from a range of manufacturers. Special adapters for the notches in the floor deliver the flexibility to add or remove items with ease.

Preparation for shelving systems. Numerous hexagonal holes for M6 screw fittings are located every 100mm within the load area, simplifying the mounting of shelves and storage units.

Wheel Base	Medium	Long	Maxi
Load Dimensions	Length: 3,450mm	Length: 4,300mm	Length: 4,855mm
	Width: 1,832mm	Width: 1,832mm	Width: 1,832mm
Load Volume	9.9m ² -11.3m ²	14.4m ² -16.1m ²	16.4m ² -18.4m ²

1Not available with a low roof. 3 Not available in conjunction with a super-high roof. 2 Optional at extra cost.
Illustration includes options at extra charge. Please contact your local Volkswagen Commercial Vehicles Van Centre for details of the standard equipment and optional extras available.

Audio & Communication.



01 Composition Audio radio system.

Fitted as standard on the Startline, the Composition Audio radio system features a thin film transistor LCD screen, two USB (type-C) ports, Bluetooth®, SD card slot and four speakers delivering 20 watt output.



02 Composition Colour radio system.

Fitted as standard on the Trendline & Highline, the Composition Colour DAB+ radio system features a 6.5 inch TFT touch-screen colour display, two USB (type-C) ports, Bluetooth®, SD card slot and four speakers delivering 20 watt output. It also features App-Connect, an integrated eSIM and mobile online services as part of We Connect and We Connect Plus.



03 Discover Media satellite navigation system.

The Optional Discover Media satellite navigation system features an 8 inch colour touch-screen with proximity sensor. The system also includes a 32GB media storage, natural voice control, free map updates via the internet and mobile online services with Volkswagen We Connect Plus, App-Connect and integrated eSIM.

Crafter panel van

Startline

Standard Equipment

Exterior

Cab doors with power windows
Exhaust tailpipe extruding at vehicle center
Fuel tank filter secured by locking passenger door
Towing eye front and rear
Rear wing doors
Side marker lights on Long & Maxi models
Left sliding door in load compartment
Side wind compensation
75-litre lockable fuel tank

Cab Area

“Austin” cloth upholstery
Heat insulated windshield made of laminated glass
Convenient storage compartments
Interior lighting in passenger compartment
Internal steps in passenger compartment
Bulkhead without window
Rubber floor covering in cab
Drivers seat with reach and rake adjustments
Dual passenger seat with storage
Electric front windows
12v sockets x2
Two reading lights

Audio & Communications

Mobile phone interface
“Composition Audio” - Bluetooth
Radio FM/AM

Safety & Security

Anti-lock Braking System (ABS)
Brake assist
Electronic Brake-Force Distributions (EBD)
Electronic Differential Lock (EDL)
Electronic stabilisation programme (ESP)
Height-adjustable head restraints
Hill start assist
Remote Central Locking with interior locking

Cargo Area

Interior entry step
Lashing rings for load compartments
Rear door interior release lever
Steel flooring
Door activated interior lights



1 Images shown may contain additional charged optional extras

Crafter panel van Trendline

Standard Equipment

Cab Area

Comfort driver seat 'Plus' with armrests, height adjustment, tilt adjustment and 4 way electric lumbar support

Heated windscreen

PDC Front & Rear

Storage Package with overhead storage, 2 X 1-DIN slots and reading light

Cruise control

Multi-function steering wheel

Cargo Area

Grab handles on rear pillars

Audio & Communications

App-Connect

Radio 'Composition Colour' 6.5" Touch Screen

Exterior

Rear wing doors 270 degree opening

16" Steel Wheels

Front fog lamps with cornering function



1 Images shown may contain additional charged optional extras

Crafter panel van

Highline

Standard Equipment

Cab Area

Heated Leather-wrapped multi-function steering wheel

Climatic Air Conditioning System

Driver Assistance

Rearview Camera

Cargo Area

Load Compartment Lighting: 4 X LED Spotlights



1 Images shown may contain additional charged optional extras

2 The above specifications are for information purposes only as our products are continually updated and changes may be made to the specifications at any time. If you require any specific feature, you must consult your local dealer who is regularly updated with any change in specification. Specifications are subject to change without notice.

Paint & upholstery



Candy White. Solid paint finish.



Cherry Red. Solid paint finish.



Bright Orange. Solid paint finish.



Ontario Green. Solid paint finish.



Deep Ocean Blue. Solid paint finish.



Reflex Silver¹. Metallic paint finish.




Indium Grey¹. Metallic paint finish.

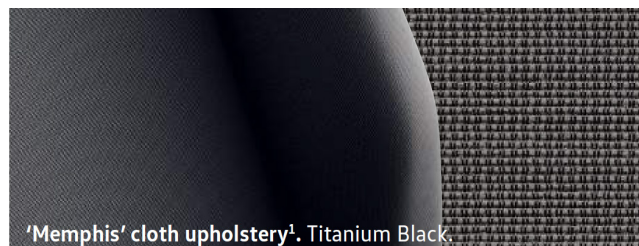


Deep Black¹. Pearl Effect paint finish.

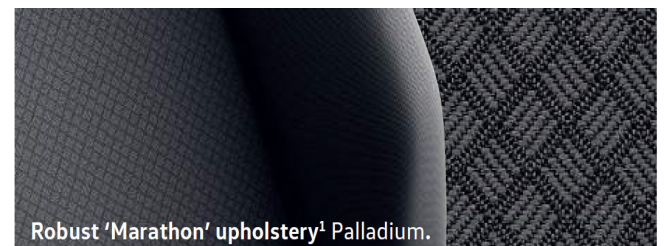
¹ Charged optional extra



'Austin' upholstery. Titanium Black.



'Memphis' cloth upholstery¹. Titanium Black



Robust 'Marathon' upholstery¹ Palladium.

Engine & gearbox data

Engine specifications	2.0 TDI 140HP	2.0 TDI 177HP
Mixture preparation/injection method	Common-rail/exhaust-gas turbocharger	Common-rail/exhaust-gas turbocharger
EU exhaust emission standard	6d-TEMP-EVAP-ISC	6d-TEMP-EVAP-ISC
Number of cylinders	4	4
Cubic capacity	1,968cc	1,968cc
Output, HP at rpm	140 at 3,500-3,600	177 at 3,600
Torque, max. Nm at rpm	340 at 1,600-2,250	410 at 1,500-2,000
Fuel tank capacity	75 litres	75 litres
AdBlue® tank capacity	18 litres	18 litres
Diesel Particulate Filter [DPF]	●	●
6-speed manual gearbox	●	●
8-speed automatic gearbox	○	○
Front-wheel drive	●	●
Rear-wheel drive	○	○
4MOTION	○	○
Alternator	180 A	180 A
Battery	95 Ah	95 Ah

Panel van technical data & weights

Model	Engine	Engine (cc)	No. Doors	No. Seats	Co2 (g)	Gross Vehicle Weight (Kg)	Payload (Kg)	Unladen Weight (Kg)	Trailer mass braked/unbraked	Axel weight front (Kg)	Axel weight rear (Kg)
Crafter 30 MWB 140HP M6F	103	1968	5	3	202	3000	1012	2063	3000 / 750	1800	2100
Crafter 35 MWB 140HP M6F	103	1968	5	3	202	3500	1587	1988	3000 / 750	1800	2100
Crafter 35 MWB 140HP A8F	103	1968	5	3	194	3500	1529	2046	3000 / 750	1800	2100
Crafter 35 MWB 140HP M6R	103	1968	5	3	203	3500	1459	2116	3000 / 750	1800	2100
Crafter 35 MWB 140HP M6A	103	1968	5	3	240	3500	1435	2140	3000 / 750	1800	2100
Crafter 35 MWB 177HP M6F	130	1968	5	3	206	3500	1577	1998	3000 / 750	1800	2100
Crafter 35 MWB 177HP M6R	130	1968	5	3	207	3500	1450	2125	3000 / 750	1800	2100
Crafter 35 MWB 177HP M6A	130	1968	5	3	236	3500	1459	2116	3000 / 750	1800	2100
Crafter 35 MWB 177HP A8A	130	1968	5	3	245	3500	1394	2181	3000 / 750	1800	2100
Crafter 35 LWB 140HP M6F	103	1968	5	3	205	3500	1456	2119	3000 / 750	1800	2100
Crafter 35 LWB 140HP A8F	103	1968	5	3	202	3500	1424	2151	3000 / 750	1800	2100
Crafter 35 LWB 140HP M6R	103	1968	5	3	203	3500	1345	2230	3000 / 750	1800	2100
Crafter 35 LWB 177HP M6F	130	1968	5	3	210	3500	1447	2128	3000 / 750	1800	2100
Crafter 35 LWB 177HP M6R	130	1968	5	3	207	3500	1336	2239	3500 / 750	1800	2100
Crafter 50 LWB 177HP M6R DW	130	1968	5	3	244	5000	2581	2494	3500 / 750	1800	2100
CRAFTER 35 ELW 140HP M6F	103	1968	5	3	205	3500	1376	2199	3500 / 750	1800	2100
CRAFTER 35 ELW 177HP M6F	130	1968	5	3	210	3500	1367	2208	3500 / 750	1800	2100
CRAFTER 50 ELW 177HP M6R	130	1968	5	3	247	5000	-	-	3500 / 750	1800	2100

Please Note: additional weight catagories and variations are availabe upon request for fleet orders. Please contact your local Volkswagen Commercial Van Centre for more information in our range of products.

Panel van dimensions

CR30/35 medium wheelbase

Roof height		Low ¹	High ¹
Wheelbase		3,640	3,640
Load compartment	length, mm	3,450/3,201**	3,450/3,201**
	width, mm	1,832	1,832
	width between wheel arches, mm	1,380	1,380
	height, mm (FWD/RWD & 4MOTION)	1,726/1,626	1,961/1,861
	load volume, m ³ (FWD/RWD & 4MOTION)	9.9/9.3	10.7/9.3
Side sliding door	width, mm	1,311	1,311
	height, mm	1,587	1,722
Rear wing doors	width, mm	1,552	1,552
	height, mm	1,605	1,740
Turning circle (wall to wall), m		13.6	13.6

All dimensions in millimetres (mm), unless otherwise stated.

¹ CR30 and CR35: RWD & 4MOTION derivatives have a lower internal load height due to a raised floor (by 100mm).

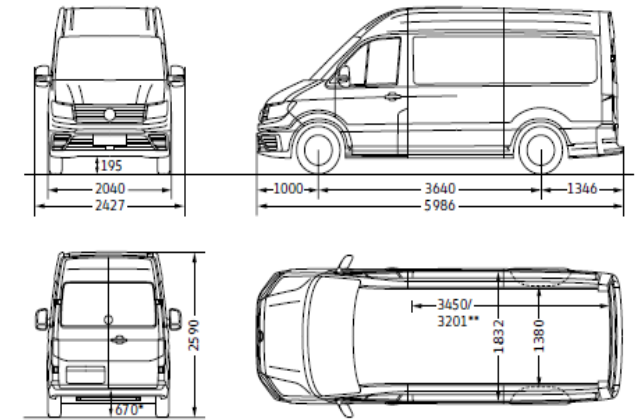


Illustration shown is CR35 medium wheelbase panel van with high roof.

* This value applies for RWD & 4MOTION all-wheel drive.

**Load compartment length, max. (at floor level)/load compartment length, min.

CR35 long wheelbase

Roof height		High ¹ (standard)	Super-high ¹ (optional)
Wheelbase		4,490	4,490
Load compartment	length, mm	4,300/4,051**	4,300/4,051**
	width, mm	1,832	1,832
	width between wheel arches, mm	1,380	1,380
	height, mm (FWD/RWD & 4MOTION)	1,961/1,861	2,189/2,089
	load volume, m ³ (FWD/RWD & 4MOTION)	14.4/13.6	16.1/15.3
Side sliding door	width, mm	1,311	1,311
	height, mm	1,822	1,822
Rear wing doors	width, mm	1,552	1,552
	height, mm	1,840	1,840
Turning circle (wall to wall), m		16.2	16.2

All dimensions in millimetres (mm), unless otherwise stated.

¹ CR35: RWD & 4MOTION derivatives have a lower internal load height due to a raised floor (by 100mm).

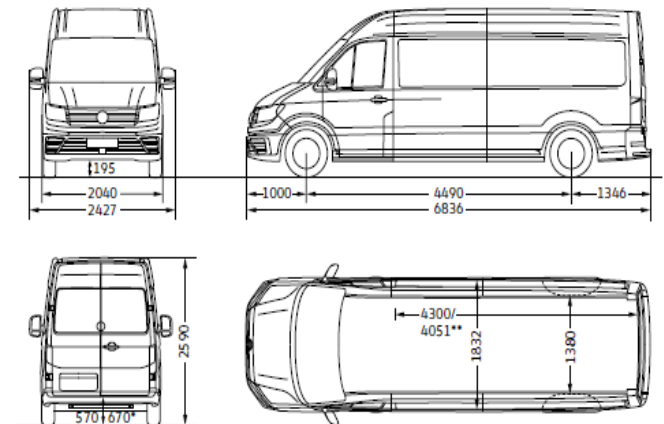


Illustration shown is CR35 long wheelbase panel van with high roof.

* On high roof models, this value applies for RWD & 4MOTION all-wheel drive and rear-wheel drive.

On super-high roof models, this value applies for RWD & 4MOTION all-wheel drive only.

**Load compartment length, max. (at floor level)/load compartment length, min.

Please note: all measurements listed are based on series vehicles. The loading sill and height dimensions listed here may vary by approximately ± 50 mm depending on the equipment fitted and load. The vehicle drawings are not to scale.

Panel van dimensions

CR35 long wheelbase Maxi

Roof height		High ¹ (standard)	Super-high ¹ (optional)
Wheelbase		4,490	4,490
Load compartment	length, mm	4,855/4,606**	4,855/4,606**
	width, mm	1,832	1,832
	width between wheel arches, mm	1,380	1,380
	height, mm (FWD/RWD & 4MOTION)	1,961/1,861	2,196/2,096
	load volume, m ³ (FWD/RWD & 4MOTION)	16.4/15.5	18.4/17.5
Side sliding door	width, mm	1,311	1,311
	height, mm	1,822	1,822
Rear wing doors	width, mm	1,552	1,552
	height, mm	1,840	1,840
Turning circle (wall to wall), m		16.2	16.2

All dimensions in millimetres (mm), unless otherwise stated.
1 CR35: RWD & 4MOTION derivatives have a lower internal load height due to a raised floor (by 100mm).

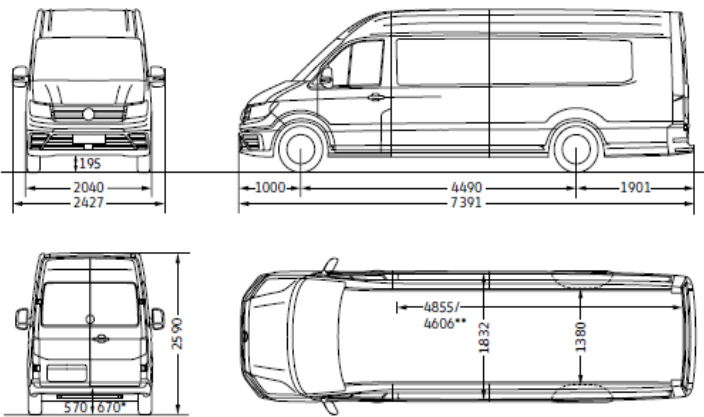


Illustration shown is CR35 long wheelbase Maxi with high roof.
* This value applies for RWD & 4MOTION all-wheel drive.
**Load compartment length, max. (at floor level)/load compartment length, min.

Panel van pricelist

Startline

Medium Wheel Base

Model Code	Engine / Transmission	GVW(KG)	RRP* (ex VAT)	VRT	VAT	RRP (incl. VAT)	ROTR* (Incl Delivery)
SYBA4A	2.0 TDI 140hp 6-speed manual	3000	€ 25,654.09	€ 200.00	€ 5,900.91	€ 31,755.00	€ 32,555.00
SYBB4A	2.0 TDI 140hp 6-speed manul	3500	€ 27,365.68	€ 200.00	€ 6,294.32	€ 33,860.00	€ 34,660.00
SYBB4B	2.0 TDI 140hp 8-speed automatic	3500	€ 29,276.54	€ 200.00	€ 6,733.46	€ 36,210.00	€ 37,010.00
SYBB4E	2.0 TDI 140hp 6-speed manual RW	3500	€ 29,752.01	€ 200.00	€ 6,842.99	€ 36,795.00	€ 37,595.00
SYBB4Y	2.0 TDI 140hp 6-speed manual 4M	3500	€ 30,845.69	€ 200.00	€ 7,094.31	€ 38,140.00	€ 38,940.00
SYBB8A	2.0 TDI 177hp 6-speed manual	3500	€ 29,053.26	€ 200.00	€ 6,681.74	€ 35,935.00	€ 36,735.00
SYBB8E	2.0 TDI 177hp 6-speed manual RW	3500	€ 31,446.77	€ 200.00	€ 7,233.23	€ 38,880.00	€ 39,680.00
SYBB8Y	2.0 TDI 177hp 6-speed manual 4M	3500	€ 32,528.15	€ 200.00	€ 7,481.85	€ 40,210.00	€ 41,010.00
SYBB8Z	2.0 TDI 177hp 8-speed automatic 4M	3500	€ 34,418.28	€ 200.00	€ 7,916.72	€ 42,535.00	€ 43,335.00

Long Wheel Base

Model Code	Engine / Transmission	GVW(KG)	RRP* (ex VAT)	VRT	VAT	RRP (incl. VAT)	ROTR* (Incl Delivery)
SYCB4A	2.0 TDI 140hp 6-speed manual	3500	€ 30,069.41	€ 200.00	€ 6,915.59	€ 37,185.00	€ 37,985.00
SYCB4B	2.0 TDI 140hp 8-speed automatic	3500	€ 31,995.55	€ 200.00	€ 7,359.45	€ 39,555.00	€ 40,355.00
SYCB4E	2.0 TDI 140hp 6-speed manual RW	3500	€ 32,471.57	€ 200.00	€ 7,468.43	€ 40,140.00	€ 40,940.00
SYCB8A	2.0 TDI 177hp 6-speed manual	3500	€ 31,683.29	€ 200.00	€ 7,286.71	€ 39,170.00	€ 39,970.00
SYCB8E	2.0 TDI 177hp 6-speed manual RW	3500	€ 34,089.57	€ 200.00	€ 7,840.43	€ 42,130.00	€ 42,930.00
SYCD8C	2.0 TDI 177hp 6-speed manual RW DW	5000	€ 38,902.80	€ 200.00	€ 8,947.20	€ 48,050.00	€ 48,850.00

Extra Long Wheel Base

Model Code	Engine / Transmission	GVW(KG)	RRP* (ex VAT)	VRT	VAT	RRP (incl. VAT)	ROTR* (Incl Delivery)
SYDB4A	2.0 TDI 140hp 6-speed manual	3500	€ 31,044.98	€ 200.00	€ 7,140.02	€ 38,385.00	€ 39,185.00
SYDB8A	2.0 TDI 177hp 6-speed manual	3500	€ 33,040.54	€ 200.00	€ 7,599.46	€ 40,840.00	€ 41,640.00
SYDD8C	2.0 TDI 177hp 6-speed manual RW	5000	€ 39,979.24	€ 200.00	€ 9,195.76	€ 49,375.00	€ 50,175.00

Panel van pricelist

Trendline

Medium Wheel Base

Model Code	Engine / Transmission	GVW(KG)	RRP* (ex VAT)	VRT	VAT	RRP (incl. VAT)	ROTR* (Incl Delivery)
SYBA4A	2.0 TDI 140hp 6-speed manual	3000	€ 27,423.20	€ 200.00	€ 6,306.80	€ 33,930.00	€ 34,730.00
SYBB4A	2.0 TDI 140hp 6-speed manul	3500	€ 29,333.20	€ 200.00	€ 6,746.80	€ 36,280.00	€ 37,080.00
SYBB4B	2.0 TDI 140hp 8-speed automatic	3500	€ 31,227.30	€ 200.00	€ 7,182.70	€ 38,610.00	€ 39,410.00
SYBB4E	2.0 TDI 140hp 6-speed manual RW	3500	€ 31,715.17	€ 200.00	€ 7,294.83	€ 39,210.00	€ 40,010.00
SYBB4Y	2.0 TDI 140hp 6-speed manual 4M	3500	€ 32,804.59	€ 200.00	€ 7,545.41	€ 40,550.00	€ 41,350.00
SYBB8A	2.0 TDI 177hp 6-speed manual	3500	€ 31,016.09	€ 200.00	€ 7,133.91	€ 38,350.00	€ 39,150.00
SYBB8E	2.0 TDI 177hp 6-speed manual RW	3500	€ 33,414.30	€ 200.00	€ 7,685.70	€ 41,300.00	€ 42,100.00
SYBB8Y	2.0 TDI 177hp 6-speed manual 4M	3500	€ 34,491.76	€ 200.00	€ 7,933.24	€ 42,625.00	€ 43,425.00
SYBB8Z	2.0 TDI 177hp 8-speed automatic 4M	3500	€ 36,386.46	€ 200.00	€ 8,368.54	€ 44,955.00	€ 45,755.00

Long Wheel Base

Model Code	Engine / Transmission	GVW(KG)	RRP* (ex VAT)	VRT	VAT	RRP (incl. VAT)	ROTR* (Incl Delivery)
SYCB4A	2.0 TDI 140hp 6-speed manual	3500	€ 32,060.53	€ 200.00	€ 7,374.47	€ 39,635.00	€ 40,435.00
SYCB4B	2.0 TDI 140hp 8-speed automatic	3500	€ 33,983.88	€ 200.00	€ 7,816.12	€ 42,000.00	€ 42,800.00
SYCB4E	2.0 TDI 140hp 6-speed manual RW	3500	€ 34,463.43	€ 200.00	€ 7,926.57	€ 42,590.00	€ 43,390.00
SYCB8A	2.0 TDI 177hp 6-speed manual	3500	€ 33,674.79	€ 200.00	€ 7,745.21	€ 41,620.00	€ 42,420.00
SYCB8E	2.0 TDI 177hp 6-speed manual RW	3500	€ 36,081.37	€ 200.00	€ 8,298.63	€ 44,580.00	€ 45,380.00
SYCD8C	2.0 TDI 177hp 6-speed manual RW DW	5000	€ 40,898.26	€ 200.00	€ 9,406.74	€ 50,505.00	€ 51,305.00

Extra Long Wheel Base

Model Code	Engine / Transmission	GVW(KG)	RRP* (ex VAT)	VRT	VAT	RRP (incl. VAT)	ROTR* (Incl Delivery)
SYDB4A	2.0 TDI 140hp 6-speed manual	3500	€ 32,609.75	€ 200.00	€ 7,500.25	€ 40,310.00	€ 41,110.00
SYDB8A	2.0 TDI 177hp 6-speed manual	3500	€ 34,610.09	€ 200.00	€ 7,959.91	€ 42,770.00	€ 43,570.00
SYDD8C	2.0 TDI 177hp 6-speed manual RW	5000	€ 41,552.98	€ 200.00	€ 9,557.02	€ 51,310.00	€ 52,110.00

Please Note: additional weight catagories and variations are avaialbe upon request for fleet orders. Please contact your local Volkswagen Commercial Van Centre for more information in our range of products.

Panel van pricelist

Highline

Medium Wheel Base

Model Code	Engine / Transmission	GVW(KG)	RRP* (ex VAT)	VRT	VAT	RRP (incl. VAT)	ROTR* (Incl Delivery)
SYBA4A	2.0 TDI 140hp 6-speed manual	3000	€ 29,049.12	€ 200.00	€ 6,680.88	€ 35,930.00	€ 36,730.00
SYBB4A	2.0 TDI 140hp 6-speed manul	3500	€ 30,950.95	€ 200.00	€ 7,119.05	€ 38,270.00	€ 39,070.00
SYBB4B	2.0 TDI 140hp 8-speed automatic	3500	€ 32,849.35	€ 200.00	€ 7,555.65	€ 40,605.00	€ 41,405.00
SYBB4E	2.0 TDI 140hp 6-speed manual RW	3500	€ 33,337.31	€ 200.00	€ 7,667.69	€ 41,205.00	€ 42,005.00
SYBB4Y	2.0 TDI 140hp 6-speed manual 4M	3500	€ 34,426.60	€ 200.00	€ 7,918.40	€ 42,545.00	€ 43,345.00
SYBB8A	2.0 TDI 177hp 6-speed manual	3500	€ 32,634.19	€ 200.00	€ 7,505.81	€ 40,340.00	€ 41,140.00
SYBB8E	2.0 TDI 177hp 6-speed manual RW	3500	€ 35,032.84	€ 200.00	€ 8,057.16	€ 43,290.00	€ 44,090.00
SYBB8Y	2.0 TDI 177hp 6-speed manual 4M	3500	€ 36,113.68	€ 200.00	€ 8,306.32	€ 44,620.00	€ 45,420.00
SYBB8Z	2.0 TDI 177hp 8-speed automatic 4M	3500	€ 38,003.70	€ 200.00	€ 8,741.30	€ 46,945.00	€ 47,745.00

Long Wheel Base

Model Code	Engine / Transmission	GVW(KG)	RRP* (ex VAT)	VRT	VAT	RRP (incl. VAT)	ROTR* (Incl Delivery)
SYCB4A	2.0 TDI 140hp 6-speed manual	3500	€ 33,683.13	€ 200.00	€ 7,746.87	€ 41,630.00	€ 42,430.00
SYCB4B	2.0 TDI 140hp 8-speed automatic	3500	€ 35,605.87	€ 200.00	€ 8,189.13	€ 43,995.00	€ 44,795.00
SYCB4E	2.0 TDI 140hp 6-speed manual RW	3500	€ 36,085.32	€ 200.00	€ 8,299.68	€ 44,585.00	€ 45,385.00
SYCB8A	2.0 TDI 177hp 6-speed manual	3500	€ 35,296.51	€ 200.00	€ 8,118.49	€ 43,615.00	€ 44,415.00
SYCB8E	2.0 TDI 177hp 6-speed manual RW	3500	€ 37,703.10	€ 200.00	€ 8,671.90	€ 46,575.00	€ 47,375.00
SYCD8C	2.0 TDI 177hp 6-speed manual RW DW	5000	€ 42,520.45	€ 200.00	€ 9,779.55	€ 52,500.00	€ 53,300.00

Extra Long Wheel Base

Model Code	Engine / Transmission	GVW(KG)	RRP* (ex VAT)	VRT	VAT	RRP (incl. VAT)	ROTR* (Incl Delivery)
SYDB4A	2.0 TDI 140hp 6-speed manual	3500	€ 34,236.15	€ 200.00	€ 7,873.85	€ 42,310.00	€ 43,110.00
SYDB8A	2.0 TDI 177hp 6-speed manual	3500	€ 36,236.17	€ 200.00	€ 8,333.83	€ 44,770.00	€ 45,570.00
SYDD8C	2.0 TDI 177hp 6-speed manual RW	5000	€ 43,174.75	€ 200.00	€ 9,930.25	€ 53,305.00	€ 54,105.00

Volkswagen Crafter Accessories

Top 10 accessories to keep your Crafter 100% Volkswagen.





Floor Mats

The Volkswagen Genuine all-weather mats protect your vehicle interior from dirt and moisture. They are designed to fit perfectly, are easy to clean and have a non-slip underside. One particular visual highlight is the modern design of the floor mats. It helps them blend in seamlessly with the interior of the Crafter. The floor mats are also 100% recyclable, very sturdy and durable. The material allows the Genuine all-weather floor mats to be considerably lighter than standard floor mats.

Part Number 7C2061502A 82V



Door Wind Deflector

Door wind deflectors for the front and side vehicle doors enable optimal aeration and ventilation of the vehicle interior, thus contributing to your driving comfort. They improve the interior climate and allow you to enjoy circulating fresh air even when it is raining or snowing. When the sun is shining, they prevent unpleasant heat build-up in the vehicle interior when the windows are opened to slightly above the lower edge of the wind deflectors.

Part Number 7C0 072 193



Sortimo load securing set, with storage bag

The load securing set contains the basic equipment for securing loads in a vehicle. Contains two ratchet tightening lock straps and two clamping lock straps. These can be used directly at the vehicle's original lashing points or at any position on the optional airline rails integrated into the vehicle floor using the optional fittings.

4 non-slip mats for pallets and 4 flex edge protectors also included.

Including Sortimo practical guide with lots of useful information on securing loads.

The optional wall holder provides the ideal means of storing the load securing set in the vehicle.

Part Number 7C0 017 233



Breakdown help safety kit

Breakdown assistance set with the following content:

- First aid kit (in accordance with DIN 13 164)
- 2 orange warning vests (in accordance with DIN EN 471)
- 1 warning triangle
- Gloves
- LED torch.

Part Number 000 093 059 M



Angle Supports

The Volkswagen Original angle supports are especially suited to safe and stable transport of long objects. For example, using the high angle, wood boards can be clamped securely on the base roof bars or the luggage rack.

Part Number 2E0 071 191



Rear Mud Flaps

Long lasting and durable: The Volkswagen Genuine mud flaps effectively protect the underbody, bumpers, side skirts and doors from excessive dirt and dangerous road chippings. Moreover, spray is reduced enormously.

Part Number 7C0075101



Front Mud Flaps

Long lasting and durable: The Volkswagen Genuine mud flaps effectively protect the underbody, bumpers, side skirts and doors from excessive dirt and dangerous road chippings. Moreover, spray is reduced enormously.

Part Number 7C0075111



Towing Hitch removable & Electrical Instal. Kit

Expand the transport capabilities of your Crafter Delivery Van or Kombi (with single tyres) with the Volkswagen Genuine towing hitch. It is designed to perfectly match the vehicle and facilitates the safe use of towing devices. Especially practical: it can be unscrewed quickly and easily.

Part Number - Towing Hitch 7C0 092 115

Part Number - Electrical Installation Kit 7C3 055 204



Roof Bar / Roof Bar Set

The Volkswagen roof bars serve as the ideal base system for all attachments. The roof bars are City Crash Plus tested to Volkswagen's strict standards and serve as the ideal basis for roof attachments such as ladder holders and high bracket kits. This means that long objects can also be securely transported on the roof. The roof bars are precisely adapted to the vehicle and can be locked to prevent theft. A torque wrench is also included.

Part Number - 3 Units 2E0 071 126 A

Part Number - Additional Piece 2E0 071 126 B



App-Connect

App Connect –Innovative technologies that allow you to bring smartphone apps onto your infotainment system's touchscreen: the new CarPlay™ function from Apple, and the Android Auto™ function from Google.

APPLE CARPLAY™ from Apple, you can manage selected apps from your iPhone while on the move. The apps can be operated with all the ease that you'll have come to expect from an iPhone. Maps, phone, news, music – everything just at the touch of a button. And if you choose, you can even operate the system by voice control. As well as the apps from Apple™, CarPlay™ supports other apps such as Spotify, Stitcher, & Skype .

ANDROID AUTO™ from Google enables you to operate suitable apps safely from your smartphone using the Android operating system while driving. With Google Voice, you operate everything by voice input, and you can listen to songs using Google Play Music, Pandora or Spotify, for example. Many other apps are also already supported. As well as the apps from Google™, Android Auto™ supports other apps such as Joyride, Podcast Player, Spotify, Stitcher, Umano, and Pocket Cast.

Part Number 7H0054830



The variable vehicle equipment made of aluminium, steel and plastic for maximum individuality with low weight!



System Block 18

- 1 subassembly with panel
- 1 storage shelf with separating plates and anti-slip mat
- 1 storage shelf with 5 storage boxes (Size 2)
- 1 upper frame element with separating plate and anti-slip mat
- 1 attachment set
- With cutting for wheelbase
- Dimensions (W x H x D): 1,112 x 930 x 380 mm
- Total weight: 32,5 kg
- Art. No. 0963 60 818



System Block 19

- 1 open subassembly
- 2 storage shelves with separating plates and anti-slip mats
- 1 attachment set
- With cutting for wheelbase
- Dimensions (W x H x D): 834 x 865 x 380 mm
- Total weight: 21 kg
- Art. No. 0963 60 819



Functional Drawer Handle

Quick opening across the entire width: The functional drawer handle enables any drawer to be opened anywhere – without the need to fumble around with small, inconvenient handles.



Workbench

The workbench always travels along: It takes up hardly any room in the vehicle itself, and at the place of use it can be pulled out as required with a few quick hand movements and secured with the quick-action retainer.



Hinged Flaps

The practical hinged flaps of the shelves are opened with a handle. Like the covers and the drawer handles, they are made of high quality anodized aluminum.



Drawer Inserts

Safe storage and organization: Many inserts and orderly sorting systems, along with the patented locking system for the drawers, make sure that your goods remain where they are supposed to be during transport.



Rhino are Europe's leading van accessory manufacturer, supplying an innovative range of Roof Racks, Roof Bars, Steps, Ladder Restraints & more for the commercial vehicle market.

Their products are made in the UK to the highest of standards, ensuring the utmost in performance, durability and aesthetics.




KammBar®

KammBar® is the latest evolution in roof bar design, and can be fitted to all of Europe's leading commercial vehicles.

Developed using the latest technologies in design and manufacturing, and inspired by the work of Professor Wunibald Kamm Rhino has produced one of the most aerodynamic bar profiles to date. The advanced aerodynamics don't stop with the bar design, as Rhino have also developed a new shaped load stop to work in conjunction with the KammBar®. Two pairs of load stops are supplied with the KammBar® systems.

Each cross tube can carry a weight of up to 75kg which means (in most cases) they are actually stronger than the roof of your van. This means they won't leave you wanting for any other type of roof bar system.



KammBar® Rear Roller System

To complement the KammBar® system Rhino Products have introduced a Rear Roller System to fit to the bars to aid loading and unloading whilst protecting the rear of the vehicle.

The KammBar® rear roller system retains the same virtues as the KammBar® of both strength and modern styling combined, with features such as adjustable supports to allow for the optimum position of the stainless steel roller.



Aluminium Rack / Roof Rack

Not enough space in the back of the van?
In need of making the perfect use of all of the space you have available on your vehicle? Our "Next Generation" Aluminium Rack is the answer to your equipment transportation needs.

- Manufactured From Anodised Aluminium Alloy
- Aerodynamic Crosstubes Reduce Wind Noise & Drag
- Supplied Complete With A Full Width Stainless Steel Roller
- Anti-Rattle Connectors & Aerodynamic End Caps
- Quick & Easy Assembly
- Available To Fit To The Majority Of Today's Commercial Vehicles
- Fits To Vehicles Via The Manufacturers Mounting Points (No Drilling Required)
- TUV Rheinland Certified – 20g Crash Tested



Modular Rack

The Modular Rack is a fully welded, heavy duty system that allows quick and easy installation using bolted together modular sections.

The rack includes an aerofoil that significantly reduces overall wind noise and drag as well as a full width roller system that aids loading and unloading.

All racks enable the transportation of 8' x 4' boards.



SafeClamp®

SafeClamp® incorporates strength, speed and style to provide a revolutionary ladder clamping system.

SafeClamp® uses a composite beam structure and stainless steel anchor hook which offers high strength whilst providing excellent corrosion resistance.

The innovative one touch clamping method (patent pending) ensures that the operation is 5 times faster than traditional screw-down ladder clamps.

Supplied complete with key locks, 2 keys supplied.



PipeTube

The PipeTube incorporates strength, style and security to provide the best method of transporting copper pipe, conduit or similarly lengthy materials.

Innovative design and high specification materials have ensured the PipeTube has passed a rigorous testing process.

The PipeTube design enables the transportation of up to 50 x 15mm copper tubes or similar materials.

The Side Mounted PipeTube is only available for modular roof racks in combination with a 3 metre PipeTube.

Van Lining

Protecting the cargo area of your van.

Lining your Volkswagen Commercial Vehicle offers a smoother loading surface for the inside of your van, while also providing a great foundation for internal storage solutions.

Choose from one of three options depending on your needs.



Brown "Wire" Flooring

Brown "Wire" board is a wood based laminated panel with a wire mesh type pattern intended for extra heavy use as truck and trailer flooring and building applications such as warehouses and loading platforms. The wear resistant coating prolongs the service life of vehicles.

Properties

- Multilayer laminated flooring panel
- Excellent wear resistance
- Slip resistant surface with strict tolerances



Standard Plywood Fit

Multipurpose high quality product selected for various applications where excellent strength is essential. Due to its light, smooth and even surface this Plywood offers an optimal base for different overlaying methods.

Properties

- Excellent strength/weight ratio
- Possibility to customise according to your needs
- Light, smooth and hard surface
- Wide size and thickness range available with strict tolerances



Grey Coated Ply Flooring

Plywood coated with grey film and imprinted with a hexagonal pattern. It is intended for use as flooring in the transport industry, i.e. delivery vans, specialist service vehicles, and mobile work stations. This board is the best choice when durable, slip resistant flooring is needed.

Properties

- Wear resistant
- Slip resistant

Extended Warranty Options for Additional Peace of Mind

It's always more comforting to have a warranty, should you experience any sudden failure during the cover period, you're covered for the repairs and replacement of factory-fitted mechanical and electrical components of your vehicle. We offer an Extended Warranty that you can purchase anytime from 6 months before your existing warranty is due to expire.



The Benefits of an Extended Warranty

A warranty gives more than peace of mind. It provides business owners with access to trained Volkswagen technicians who are happy to help you get moving again should your vehicle experience some trouble. With a Volkswagen Commercial Vehicle Extended Warranty, any repairs will be carried out by our experienced team using only genuine parts. You can relax knowing that you will benefit from the expert care that only a Volkswagen Van Centre can deliver.



Extended Warranty Pricing

Year	3rd	3rd & 4th	4th	4th & 5th
Months	12	24	12	24
RRP	Standard	N/A	€616	€880

*All prices excluding VAT

Complete
Peace of mind
Personal service
Expert Technicians
Genuine parts
ALL YOUR
service needs
at a time that
suits you
one
fixed
price



Protect the value of your van

Who says you can't buy peace of mind? A **Volkswagen Commercial Vehicle Service Plan** keeps your van as good as new. Your routine services are covered, including pollen filters, air filters, and brake fluid replacement. What's more, our expert technicians and specialist tooling will ensure your Volkswagen Van keeps running exactly as it should.

With the added protection that comes with only ever using genuine Volkswagen parts, you're ensured performance and durability. Plus, because all work is carried out to exact Volkswagen standards, you are protecting the future value of your van with every service.

One inflation proof monthly fee*

- Plans available for both Fixed and Longlife servicing schedules
- Pollen filter, air filter and brake fluid replacement all included
- Genuine Volkswagen parts guaranteed, always
- Expert technicians and specialist tooling
- Protects the future value of your Volkswagen van

*Monthly price of service plans vary per model

Just some of the benefits of a Commercial Vehicle Service Plan.



Fixed and longlife servicing schedules



Covers all routine services



Always genuine Volkswagen parts



Expert technicians



Specialist tooling

Freedom Now and later

With a **Volkswagen Commercial Vehicle Service Plan**, you pay one easy monthly fee[†] that takes care of everything. It means you can spread the cost of your servicing and make budgeting easier. When your service is due, simply book it in with your local Volkswagen Commercial Vehicles Service Centre and let our expert technicians look after everything.

When it comes to trading up or selling, you will be glad you had a Volkswagen Commercial Vehicle Service Plan. As you have given your car all of the expert attention it needs throughout your Volkswagen journey, you are protecting the future value of your Volkswagen.

Service Plan Pricing

90,000km (Regular Schedule)

3 Services @
30,000km
60,000km
90,000km

All the basics:

Oil service
Complete vehicle health check
Service updates and all service enhancements
Pollen filter and brake fluids renewed
Screenwash renewed and all service indicators fully reset

€1,007.64 upfront payment
€27.99 monthly payment

100,000km (Long Life Servicing)

2 Services @
50,000km
100,000km

Additional Features:

Spark Plug Replacement (if required)
Auto Gear Oil Change & Filter

€791.76 upfront payment
€32.99 monthly payment

150,000km (Long Life Servicing)

3 Services @
50,000km
100,000km
150,000km

Additional Features:

Air Filter Replacement
Fuel Filter Replacement
Brake Fluid Change

€1,187.64 upfront payment
€32.99 monthly payment

The Crafter

This brochure supersedes all previous publications.

Issue: 19 June 2020

www.volkswagenvans.ie

Please note: Screen technology does not allow exact reproduction of the paint and upholstery colours. Some of the vehicles shown are European specification and may be fitted with optional equipment or accessories that are available at extra cost, or do not reflect current specification. All data and specifications are in accordance with information available at the time of publication and are subject to change without notice. Vehicles not currently in Irish stock and customer order vehicles may take a number of weeks for delivery. Certain combinations of vehicle specifications and factory-fitted options are not compatible and therefore all orders received are subject to confirmation. Models, factory fitted-options and paint and upholstery options are subject to availability. Please check details and availability with an authorised Volkswagen Van Centre at the time of ordering.